

# ECONOMIC PROFILE OF PUERTO RICANS IN CONNECTICUT, 2021

Puerto Rican Studies Initiative for Community Engagement and Public Policy  
Data Sheet/DS 2022-2  
November 2022

**Charles R. Venator-Santiago & Volodymyr Gupan**  
University of Connecticut



*In 2021 the median income of Puerto Ricans (\$43,391) in Connecticut was lower than that of Hispanics (\$54,754) and almost half of that of the general population (\$83,771) of the state.*

## ABOUT THIS REPORT

Puerto Ricans in Connecticut account for the largest share of the Hispanic/Latino population in the state. This economic profile contains a summary of 2021 aggregate data on occupation, occupation by industry, classification of the workforce, median income and family rates of poverty for Puerto Ricans in Connecticut.

## WHERE DID WE GET THIS INFORMATION FROM?

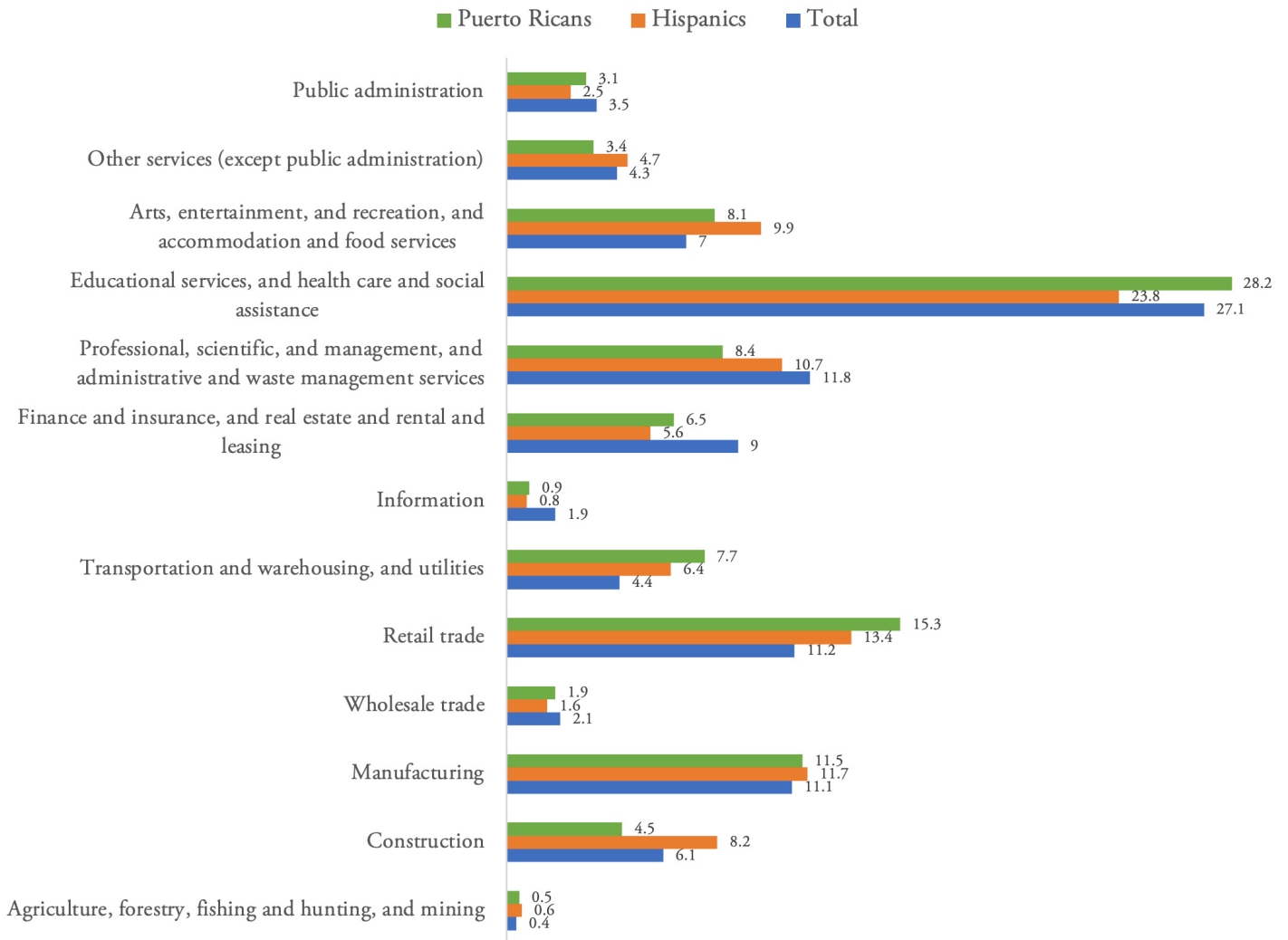
The data for this report was gathered from annual American Community Survey (ACS) conducted by the U.S. Census Bureau.

# OCCUPATION BY INDUSTRY

In 2021, the highest proportions of Puerto Ricans were employed in educational services, healthcare and social assistance jobs (28.2%) or in retail industry (15.3%).

Puerto Ricans were employed at a higher rate than Hispanics and the general population of Connecticut in these industries.

## Occupation by Industry



Source: United States Census Bureau, American Community Survey (ACS) 2021, State of Connecticut. Table S0201. Base: n= 3,605,597, MOE = +/- 1%

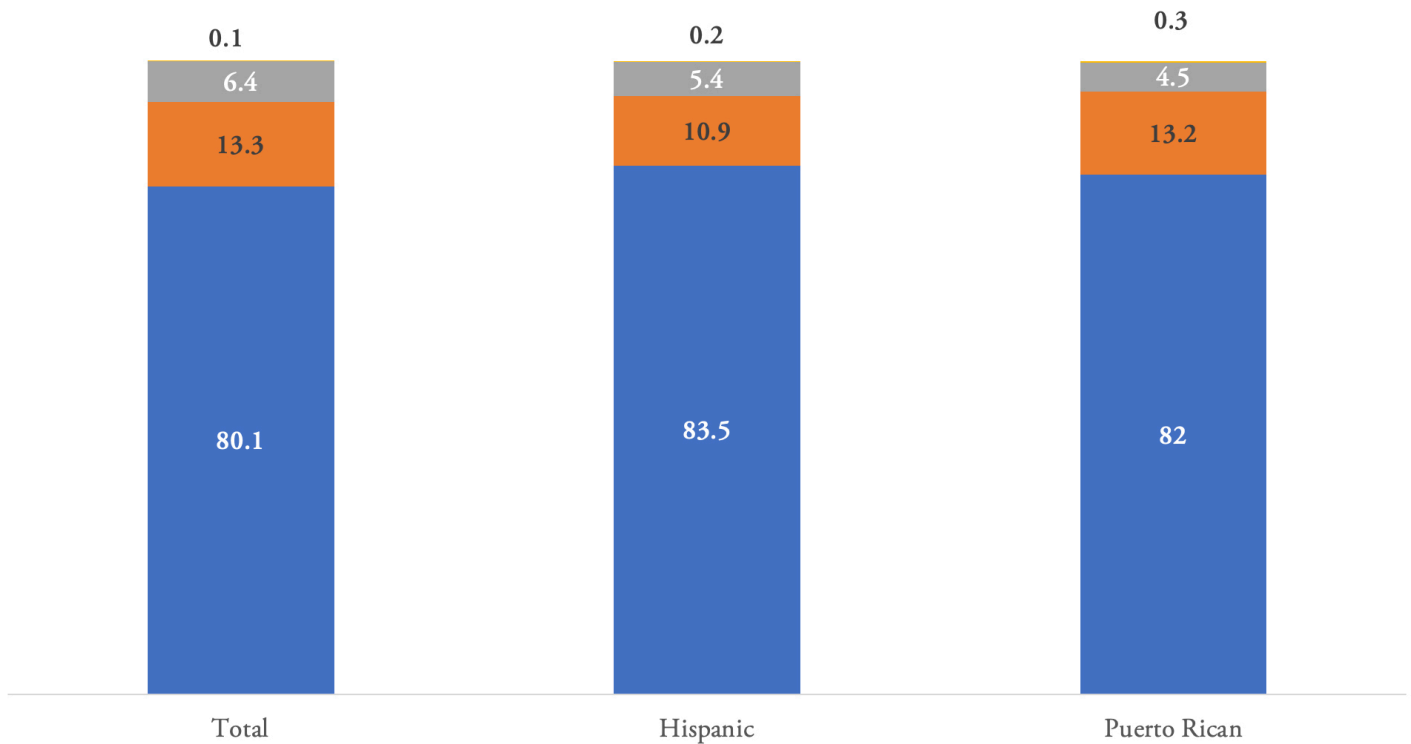
# CLASSIFICATION OF WORKFORCE

The majority (82%) of Puerto Ricans, like Hispanics (83.5%) and the general population (80.1%), were private wage and salary workers in 2021.

Puerto Ricans had the lowest (4.5%) rate of self-employment compared to Hispanics (5.4%) and the general population (6.4%) of Connecticut.

## Classification of Workforce

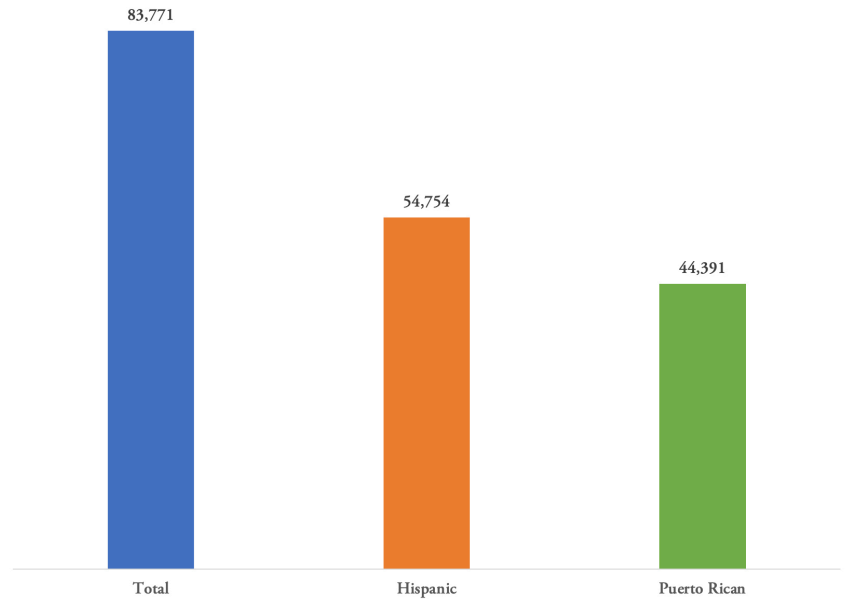
- Unpaid family workers
- Self-employed workers in own not incorporated business
- Government workers
- Private wage and salary workers



Source: United States Census Bureau, American Community Survey (ACS) 2021, State of Connecticut. Table S0201. Base: n= 3,605,597, MOE = +/- 1%

## MEDIAN INCOME

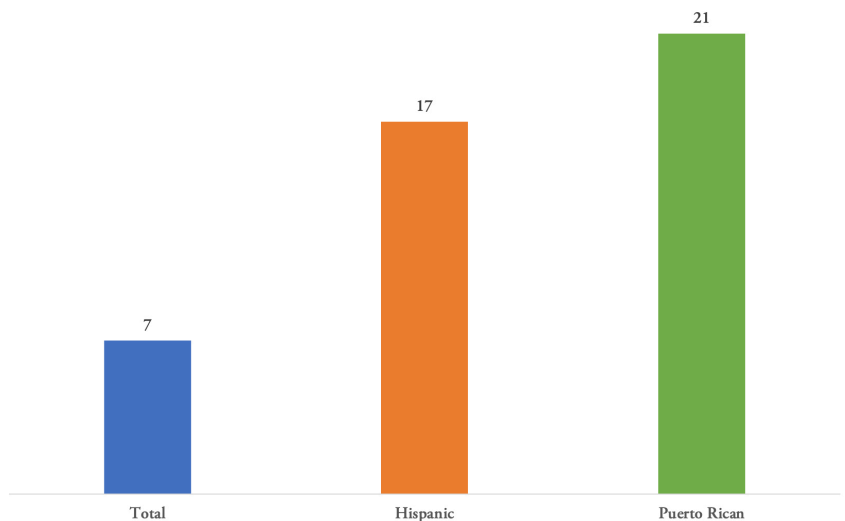
In 2021 the median income of Puerto Ricans (\$43,391) in Connecticut was lower than that of Hispanics (\$54,754) and almost half of that of the general population (\$83,771) of the state.



Source: United States Census Bureau, American Community Survey (ACS) 2021, State of Connecticut. Table S0201. Base: n = 3,605,597, MOE = +/- 1%

## FAMILY RATE OF POVERTY

The poverty rate of Puerto Rican families (21%) in Connecticut was higher than the rate of Hispanics (17%) and three times as high as the rates of the general population (7%) of the state in 2021.



Source: United States Census Bureau, American Community Survey (ACS) 2021, State of Connecticut. Table S0201. Base: n = 3,605,597, MOE = +/- 1%



The Puerto Rican Studies Initiative for Community Engagement and Public Policy (PRSI) is a research initiative that can help document and support the Puerto Ricans' vital economic, intellectual, and cultural contributions to Connecticut and provide research-based support for the development of public policies addressing the needs of Puerto Ricans in the State of Connecticut.

This initiative is part of a collaboration between El Instituto (CLAS, UConn Storrs), the Puerto Rican and Latin@ Studies Project (School of Social Work, UConn Hartford) and the Hispanic Health Council.

For more information, please contact Charles R. Venator-Santiago, Director of the Puerto Rican Studies Initiative, University of Connecticut: [charles.venator@uconn.edu](mailto:charles.venator@uconn.edu)