

## POPULATION COUNT

- In 2021, New Haven County had the sixth largest population in the state, with a population size of 864,751. At least 5% of Connecticut’s overall population resided in New Haven County.
- In 2021, there were 91,472 Puerto Ricans residing in New Haven County and comprised 10.6% of the county’s overall population.

## RACE/ETHNICITY

- Over a half (54%) of the Puerto Rican population in this county identified as one race and the remaining 23% as two races.

## HISPANIC/LATINO ORIGIN

- About 55% of the Hispanic/Latino population of New Haven County were Puerto Ricans followed by South Americans (13%), Dominicans (9%), Other Hispanic/Latinos (6%), Central Americans (6%), and Mexicans (2%).

Puerto Rican	55%
South American	13%
Dominican	9%
Other Hispanic or Latino	6%
Central American	6%
Mexican	2%

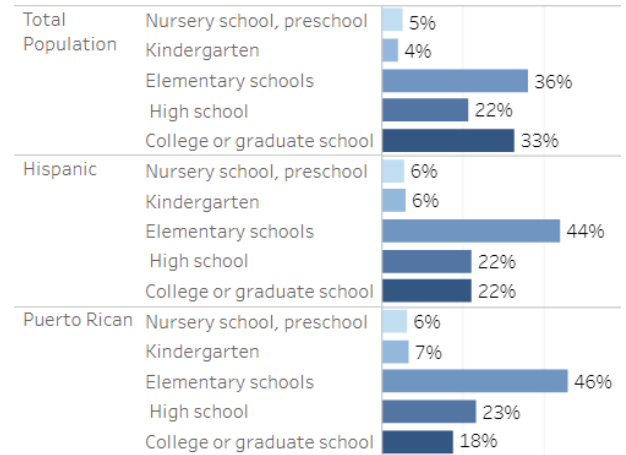
## EDUCATIONAL ATTAINMENT

- Puerto Rican (46%) and Hispanic/Latino (26%) populations had higher rates of those with ‘less than a high school education’ compared to the overall population (10%) in New Haven County.
- Puerto Ricans and Hispanics/Latinos had similar rates of those with a ‘high school education’ (35% for Puerto Ricans and 32% for Hispanics/Latinos) and ‘some college education’ (26% for Puerto Ricans and 25% for Hispanics/Latinos). Relative to the total population (26%), those with ‘high school education’ were lower, however, those with ‘some college education’ (25%) were comparable to Puerto Ricans and Hispanics in this county.
- Hispanics/Latinos (17%) Puerto Ricans (14%) had the lowest rates of those with a ‘bachelor’s degree or more’ compared to the total population (39%) in this county.

Group	Education Level	Percentage
Total Population	Less than H.S.	10%
	H.S.	30%
	Some College	24%
	BA or more	37%
Hispanic	Less than H.S.	26%
	H.S.	35%
	Some College	24%
	BA or more	16%
Puerto Rican	Less than H.S.	46%
	H.S.	28%
	Some College	19%
	BA or more	7%

## SCHOOL ENROLLMENT

- School enrollment of Puerto Ricans was consistent with the school enrollment of the total and Hispanic populations of New Haven county.



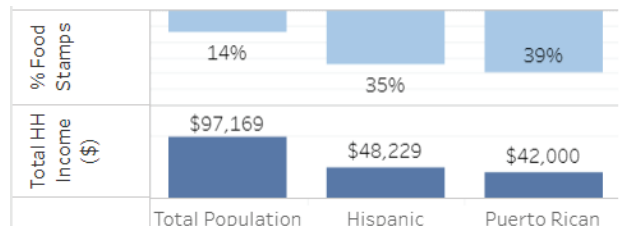
## POVERTY/INCOME

- About a third of the Puerto Rican population (29%) lived below poverty in New Haven County.
- In 2021, the poverty rate among Puerto Ricans (29%) and Hispanics/Latinos (22%) was twice as high as that of the total population (12%) in this county.
- Puerto Rican children (39%) and Hispanic/Latino children (40%) showed similar poverty rates. However, both Puerto Rican and Hispanic/Latino children were two times more likely to live below poverty compared to all children under 18 (16%) in this county.
- Almost two-thirds of Hispanic/Latina female headed households with children under 18 (61%) lived below poverty followed by Puerto Ricans (47%) and total population (29%) in New Haven county.

	All People	Child (under 18)	Female HH w/ Children (Und..)
Total Population	12%	16%	29%
Hispanic	22%	40%	61%
Puerto Rican	29%	39%	47%

## MEDIAN HOUSEHOLD INCOME/ FOOD STAMPS

- In 2021, Puerto Ricans' (39%) reliance on food stamps was almost three times higher than that of the total population (14%) and slightly higher than that of Hispanics (35%).
- The median household income for Puerto Ricans (\$42,000) living in New HavenCounty was lower than Hispanics/Latinos (\$48,229) and more than half lower than that of the total population (\$97,169) in New HavenCounty.



## EMPLOYMENT STATUS

- The employment status of Puerto Ricans (57%) was lower than that of the Hispanics/Latinos (61%) and the total population (61%) in New Haven County.
- Puerto Ricans (6%) and Hispanics/Latinos (6%) had similar unemployment percentages but higher compared to the total population (4%).

	Total Popula..	Hispanic	Puerto Rican
In Labor Force	65%	68%	63%
Not in Labor Force	35%	32%	37%
Unemployed	4%	6%	6%
Employed	61%	61%	57%

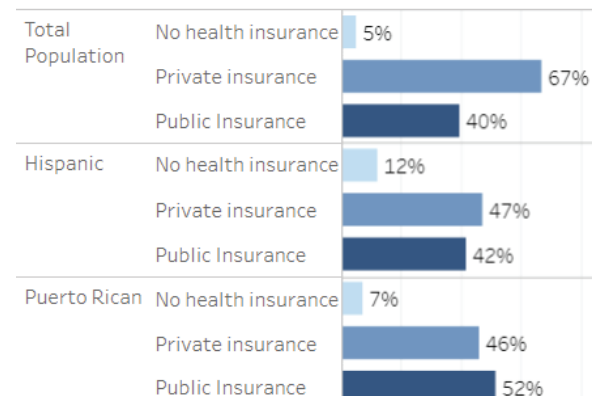
## HOUSING CHARACTERISTICS

- Homeownership rates among Puerto Ricans (38%) and Hispanics (36%) was two times lower than that of the total population (62%) in New Haven County.
- Puerto Ricans (34%), Hispanics (31%), and total population (31%) had similar mortgage burden rates, also known as owners paying at least 30% or more of their income towards their monthly mortgage payments.
- In 2021, the median monthly mortgage payment was higher among Hispanics/Latinos (\$2,026) followed by Puerto Ricans (\$1,829) and total population (\$1,440) in this county.
- At least 64% of the Hispanic and 62% of the Puerto Rican populations are renters, this is a higher percentage than the total population (38%) residing in New Haven County.
- Rent burden, also known as tenants paying at least 30% or more of their incomes towards rents, was higher among Hispanics (58%) followed by Puerto Ricans (56%) and total population (48%).
- Hispanics/Latinos (\$1,252), total population (\$1,223), and Puerto Ricans (\$1,200) showed similar median rental rates in this county.

	Total Popula..	Hispanic	Puerto Rican
Renters	38%	64%	62%
Median Rent	\$1,223	\$1,252	\$1,200
Rent Burden	48%	58%	56%
Owners	62%	36%	38%
Median Mortgage	\$1,440	\$2,026	\$1,829
Mortgage Burden	31%	31%	34%

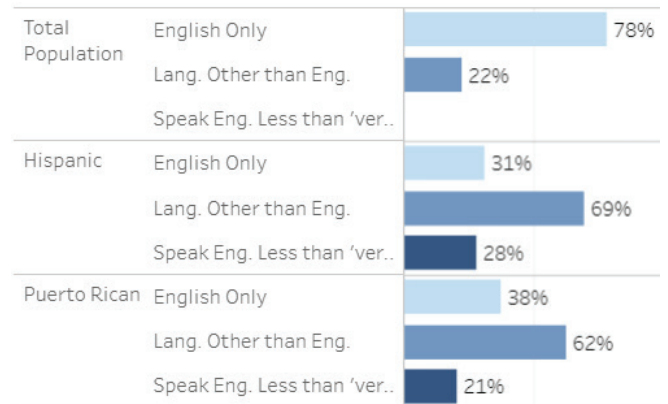
## HEALTH INSURANCE COVERAGE

- Puerto Ricans (52%) were more likely to rely on public health coverage compared to Hispanics/Latinos (42%) and the total population (40%) in New Haven County.
- Hispanics/Latinos (12%) were twice less likely to have health insurance than Puerto Ricans (7%) and total (5%) population in New Haven County.



## LANGUAGE SPOKEN AT HOME

- A majority of Puerto Ricans (62%) residing in New Haven County spoke a language other than English in their households.



## WHERE DID WE GET THIS INFORMATION FROM?

We employ the 2021 Census Bureau's American Community Survey (1-year estimates) to examine the general trends of the entire population, including Puerto Rican and Hispanic/Latino communities. Additionally, in geographies with unavailable data, we estimate the Puerto Rican population using the harmonized 2006-2021 microdata provided by IPUMS USA (5-year estimates).

## ABOUT OUR FUNDING

The Puerto Rican Studies Initiative is funded by an American Rescue Plan Act grant awarded by the Connecticut General Assembly.

The Puerto Rican Studies Initiative for Community Engagement and Public Policy (PRSI) is a research initiative that can help document and support the Puerto Ricans' vital economic, intellectual, and cultural contributions to Connecticut and provide research-based support for the development of public policies addressing the needs of Puerto Ricans in the State of Connecticut.

This initiative is part of a collaboration between El Instituto (CLAS, UConn Storrs), the Puerto Rican and Latin@ Studies Project (School of Social Work, UConn Hartford), and the Hispanic Health Council.

El Instituto: Institute of Latina/o,  
Caribbean and Latin American Studies  
College of Liberal Arts and Sciences  
University of Connecticut  
Ryan Building  
2nd floor 2006 Hillside Road, Unit 1161  
Storrs, Connecticut 06269-1161