

POPULATION COUNT

- In 2021, Hartford had the third largest population in the state, with a population size of 121,562. At least 23% of Connecticut’s overall population reside in this city.
- There were 40,770 Puerto Ricans and comprised 34% of the city’s overall population. Hartford has the highest population count of Puerto Ricans in Connecticut.

RACE/ETHNICITY

- More than half of the Puerto Rican population (52%) identified as one race followed by 47% who identified with two races, and 1% as three or more races.

HISPANIC/LATINO ORIGIN

- More than half of the Puerto Rican population (52%) identified as one race followed by 47% who identified with two races, and 1% as three or more races. About 74% of the Hispanic/Latino population in Hartford were Puerto Ricans followed by Other Hispanic or Latino (10%), South Americans (8%), Dominicans (7%), Central Americans (4%), Mexicans (2%), and Cubans (1%).

Puerto Rican	74%
Other Hispanic or Latino	10%
South American	8%
Dominican	7%
Central American	4%
Mexicans	2%
Cubans	1%

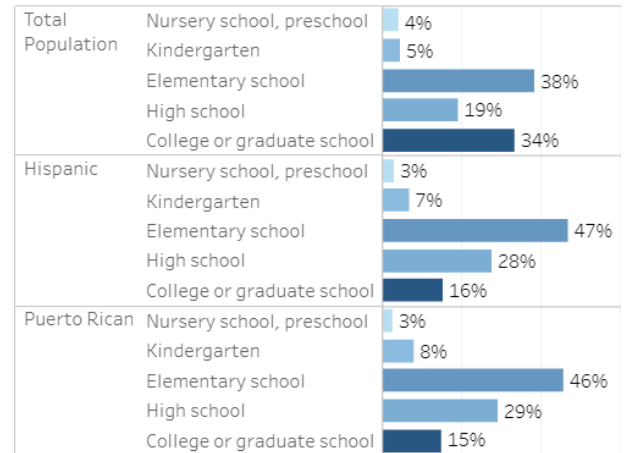
EDUCATIONAL ATTAINMENT

- In 2021, Puerto Rican (55%) accounted for the highest rate of those with ‘less than a high school education’ compared to Hispanics/Latinos (33%) and overall population (26%) in the city of Hartford.
- Puerto Ricans (29%) in Hartford had slightly higher rates of those with a ‘high school education’ compared to Hispanics/Latinos (28%) and the total population (19%).
- In 2021, Puerto Ricans (4%) in Hartford had the lowest educational attainment rates of those with a ‘bachelor’s degree or more’ compared to Hispanics/Latinos (12%) and the total population (17%).

Total Population	Less than H.S.	26%
	High school	19%
	Some College	24%
	BA or more	17%
Hispanic	Less than H.S.	33%
	High school	28%
	Some College	22%
	BA or more	12%
Puerto Rican	Less than H.S.	55%
	High school	29%
	Some College	15%
	BA or more	4%

SCHOOL ENROLLMENT

- School enrollment of Puerto Ricans was consistent with the school enrollment of the total and Hispanic populations in Hartford.



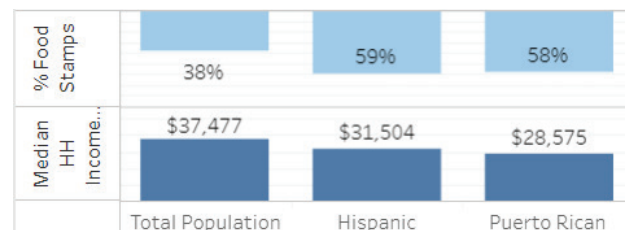
POVERTY STATUS

- In 2021, at least 37% of the Puerto Rican population lived below the poverty line in Hartford.
- The poverty rate of Puerto Ricans (37%) in Hartford was higher than that of Hispanics/Latinos (26%) and the total population (28%).
- At least 46% of Puerto Rican children (under 18) live in poverty in 2021. This rate was higher than Hispanic/Latino children (37%) and the total population (38%) in the city of Hartford.
- Close to two-thirds of Hispanic/Latina female headed households with children under 18 (58%) live below poverty followed by Puerto Ricans (54%) and total population (44%) of the city of Hartford.

	All People	Child (under 18)	Female HH w/ Children (Unde..
Total Popul..	28%	38%	44%
Hispanic	26%	37%	58%
Puerto Rican	37%	46%	54%

MEDIAN HOUSEHOLD INCOME/ FOOD STAMPS

- Puerto Ricans (58%) and Hispanics (59%) reliance on food stamps was higher than the total population (38%).
- The median household income for Puerto Ricans (\$28,575) living in the city of Hartford was lower than Hispanics/Latinos (\$31,504) and significantly lower than that of the total population (\$37,477).



EMPLOYMENT STATUS

- The employment status of Puerto Ricans was fairly consistent with that of the Hispanic/Latino and total populations in the city of Hartford.

	Total Popula..	Hispanic	Puerto Rican
In Labor Force	61%	62%	59%
Not in Labor Force	40%	38%	41%
Employed	53%	53%	50%
Unemployed	7%	8%	9%

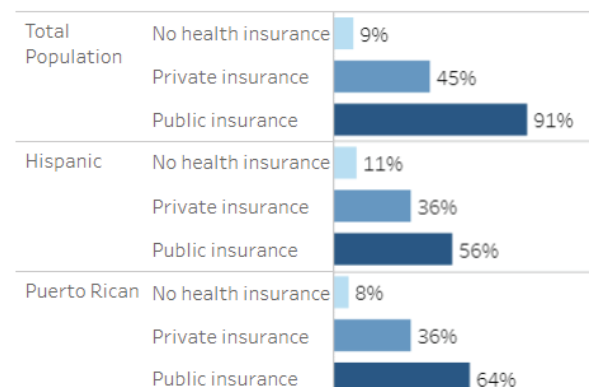
HOUSING CHARACTERISTICS

- Homeownership rates among Puerto Ricans (17%) and Hispanic/Latino (22%) was lower than that of the overall population (26%) in the city of Hartford.
- More than half of Puerto Ricans (55%) and Hispanics/Latinos (51%) paid at least 30% or more of their income towards mortgage payments compared to the overall population (45%).
- The median monthly mortgage payment was higher among Puerto Ricans (\$1,866) followed by Hispanics/Latinos (\$1,702) and total population (\$1,133).
- Overall, renters outpaced home ownership in the city of Hartford. The rate of Puerto Rican (83%) renters was slightly higher than the rates of Hispanics/Latinos (78%) and the total population (74%).
- Rent burden, also known as tenants paying at least 30% or more of their incomes towards rents, was higher among Puerto Ricans (65%) followed by Hispanics (64%) and total population (54%).
- The median rent was slightly higher among Hispanic/Latinos (\$1,180) than Puerto Rican (\$1,155) and the total population (\$1,057).

	Total Popul..	Hispanic	Puerto Rican
Renters	74%	78%	83%
Median Rent	\$1,057	\$1,180	\$1,155
Rent Burden	54%	64%	65%
Owners	26%	22%	17%
Mortgage Burden	45%	51%	55%
Median Mortgage	\$1,133	\$1,702	\$1,866

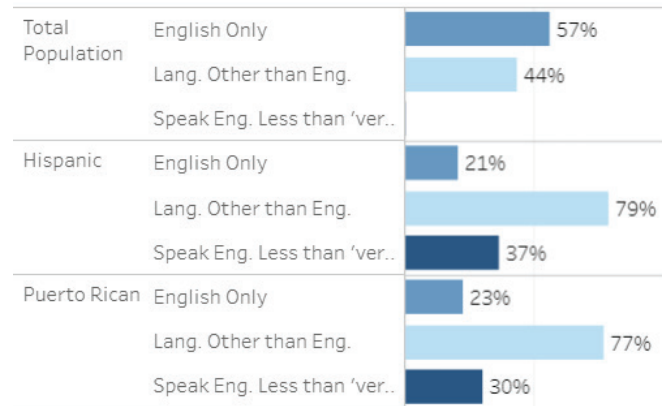
HEALTH INSURANCE COVERAGE

- In the city of Hartford, 91% of the total population relied on public insurance coverage, this was higher than Puerto Ricans (56%) and Hispanic/Latinos (56%).
- The percentage of Puerto Ricans without health insurance was fairly consistent with that of Hispanic/Latinos (11%) and the total population (9%).



LANGUAGE SPOKEN AT HOME

- A majority of Puerto Ricans (77%) residing in the city of Hartford spoke a language other than English in their households.



WHERE DID WE GET THIS INFORMATION FROM?

We employ the 2021 Census Bureau's American Community Survey (1-year estimates) to examine the general trends of the entire population, including Puerto Rican and Hispanic/Latino communities. Additionally, in geographies with unavailable data, we estimate the Puerto Rican population using the harmonized 2006-2021 microdata provided by IPUMS USA (5-year estimates).

ABOUT OUR FUNDING

The Puerto Rican Studies Initiative is funded by an American Rescue Plan Act grant awarded by the Connecticut General Assembly.

The Puerto Rican Studies Initiative for Community Engagement and Public Policy (PRSI) is a research initiative that can help document and support the Puerto Ricans' vital economic, intellectual, and cultural contributions to Connecticut and provide research-based support for the development of public policies addressing the needs of Puerto Ricans in the State of Connecticut.

This initiative is part of a collaboration between El Instituto (CLAS, UConn Storrs), the Puerto Rican and Latin@ Studies Project (School of Social Work, UConn Hartford), and the Hispanic Health Council.

El Instituto: Institute of Latina/o,
Caribbean and Latin American Studies
College of Liberal Arts and Sciences
University of Connecticut
Ryan Building
2nd floor 2006 Hillside Road, Unit 1161
Storrs, Connecticut 06269-1161