

## POPULATION COUNT

- In 2021, the New Haven-Milford Metro Area had the 4th largest population in the state, with a population size of 864,751. At least 19% of Connecticut’s overall population reside in this metro area.
- In 2021, Puerto Ricans comprised 11% or 91,472 residents of this metro area’s overall population.

## RACE/ETHNICITY

- More than half of the Puerto Rican population (54%) identified as two races followed by 45% who identified with one race, and 1% as three or more races.

## HISPANIC/LATINO ORIGIN

- About 55% of the Hispanic/Latino population in the New Haven-Milford Metro Area were Puerto Ricans followed by South Americans (13%), Mexicans (12%), Dominicans (9%), Central Americans (6%), Other Hispanic/Latino (4%), and Cubans (2%).

Puerto Rican	55%
South American	13%
Mexican	12%
Dominican	9%
Central American	6%
Other Hispanic or Latino	4%
Cuban	2%

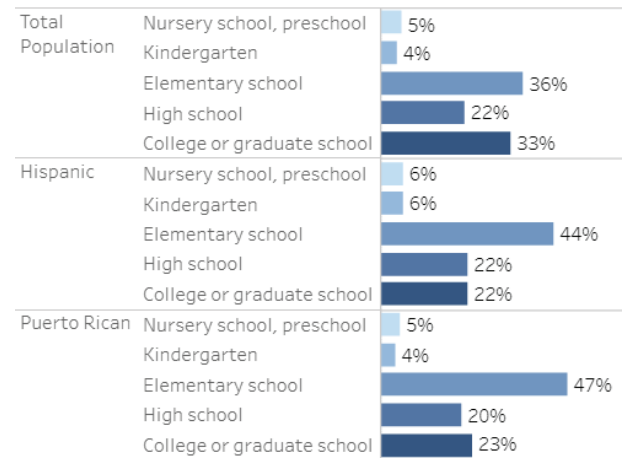
## EDUCATIONAL ATTAINMENT

- Hispanic/Latino (26%) and Puerto Rican (25%) populations had more than twice the rates of those with ‘less than a high school education’ compared to the overall population (10%) in the New Haven-Milford Metro area.
- Puerto Ricans (35%) and Hispanics/Latinos (35%) had similar rates of those with a ‘high school education’, but slightly higher than the total population (30%).
- In 2021, Hispanics/Latinos (16%) Puerto Ricans (14%) had the lowest rates of those with a ‘bachelor’s degree or more’ compared to the total population (37%) in this metro area.

Total Population	Less than H.S.	10%
	High School	30%
	Some College	24%
	BA or more	37%
Hispanic	Less than H.S.	26%
	High School	35%
	Some College	24%
	BA or more	16%
Puerto Rican	Less than H.S.	25%
	High School	35%
	Some College	26%
	BA or more	14%

## SCHOOL ENROLLMENT

- In 2021, school enrollment of Puerto Ricans was consistent with the school enrollment of the total and Hispanic populations of the New Haven-Milford Metro Area.



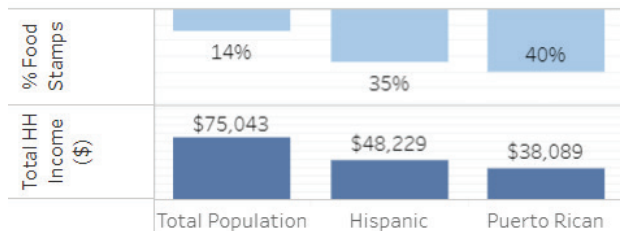
## POVERTY STATUS

- At least a third of the Puerto Rican population (29%) lived below poverty in the New Haven-Milford Metro Area in 2021.
- The poverty rate was more than two times higher among Puerto Ricans (29%) and Hispanics/Latinos (22%) relative to the total population (12%) in this metro area.
- Hispanic/Latino (40%) and Puerto Rican (39%) children (under 18) lived in poverty, this was alarmingly higher compared to all children under 18 (16%) in this metro area.
- At least, three in four Hispanic/Latina female headed households with children under 18 (61%) lived below poverty followed by Puerto Ricans (47%) and total population (29%) of the New Haven-Milford Metro Area.

	All People	Child (under 18)	Female HH w/ Children (Und..)
Total Population	12%	16%	29%
Hispanic	22%	40%	61%
Puerto Rican	29%	39%	47%

## MEDIAN HOUSEHOLD INCOME/ FOOD STAMPS

- In 2021, Puerto Ricans (40%) and Hispanics (35%) reliance on food stamps was more than three times higher than that of the total population (14%) for the New Haven-Milford Metro Area .
- The median household income for Puerto Ricans (\$38,089) living in the New Haven-Milford Metro Area was lower than Hispanics/Latinos (\$48,229) and significantly lower than that of the total population (\$75,043) of this metro area.



## EMPLOYMENT STATUS

- In 2021, the employment status of Puerto Ricans (54%) was slightly lower with that of the total (61%) and Hispanic (61%) populations in the New Haven-Milford Metro Area.

	Total Popula..	Hispanic	Puerto Rican
In Labor Force	65%	68%	63%
Not in Labor Force	35%	32%	37%
Employed	61%	61%	54%
Unemployed	4%	6%	9%

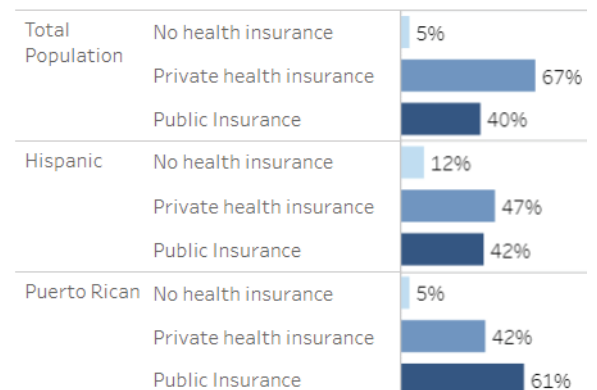
## HOUSING CHARACTERISTICS

- In 2021, homeownership rates among Puerto Ricans (37%) and Hispanics (36%) was two times lower compared to the overall population (62%) in the New Haven-Milford Metro Area.
- In terms of mortgage burden, Puerto Ricans (33%) were fairly consistent with that of Hispanics (31%) and the total population (31%) who paid at least 30% or more of their income towards mortgage payments.
- The median monthly mortgage payment was higher among Hispanics/Latinos (\$2,026) followed by Puerto Ricans (\$1,731) and total population (\$1,440) in this metro area.
- Hispanic/Latinos (64%) and Puerto Ricans (63%) had comparable rentership rates, however, these were almost twice as high as that of the total population (38%).
- Rent burden, also known as tenants paying at least 30% or more of their incomes towards rents, was higher among Hispanics/Latinos (58%) followed by Puerto Ricans (55%) and total population (48%) in the New Haven-Milford Metro Area.
- The median rent was slightly higher among Hispanic/Latinos (\$1,252) compared to total (\$1,223) and Puerto Rican (\$1,096) in this metro area.

	Total Popula..	Hispanic	Puerto Rican
Renters	38%	64%	63%
Median Rent	\$1,223	\$1,252	\$1,096
Rent Burden	48%	58%	55%
Owners	62%	36%	37%
Mortgage Burden	31%	31%	33%
Median Mortgage	\$1,440	\$2,026	\$1,731

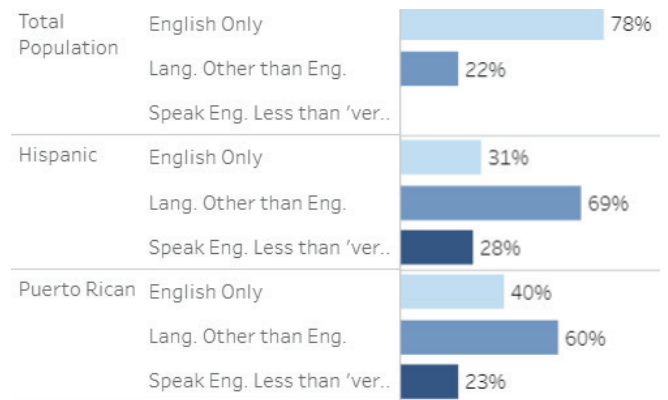
## HEALTH INSURANCE COVERAGE

- In 2021, Puerto Ricans (61%) were more likely to rely on public health coverage compared to Hispanics/Latinos (42%) and total (40%) populations in the New Haven-Milford Metro Area.
- Hispanics/Latinos (12%) were two times likely to not have any health insurance coverage compared to Puerto Ricans (5%) and total (5%) populations in this metro area.



## LANGUAGE SPOKEN AT HOME

- A majority of Puerto Ricans (60%) residing in the New Haven-Milford Metro Area spoke a language other than English in their households.



## WHERE DID WE GET THIS INFORMATION FROM?

We employ the 2021 Census Bureau's American Community Survey (1-year estimates) to examine the general trends of the entire population, including Puerto Rican and Hispanic/Latino communities. Additionally, in geographies with unavailable data, we estimate the Puerto Rican population using the harmonized 2006-2021 microdata provided by IPUMS USA (5-year estimates).

## ABOUT OUR FUNDING

The Puerto Rican Studies Initiative is funded by an American Rescue Plan Act grant awarded by the Connecticut General Assembly.

The Puerto Rican Studies Initiative for Community Engagement and Public Policy (PRSI) is a research initiative that can help document and support the Puerto Ricans' vital economic, intellectual, and cultural contributions to Connecticut and provide research-based support for the development of public policies addressing the needs of Puerto Ricans in the State of Connecticut.

This initiative is part of a collaboration between El Instituto (CLAS, UConn Storrs), the Puerto Rican and Latin@ Studies Project (School of Social Work, UConn Hartford), and the Hispanic Health Council.

El Instituto: Institute of Latina/o,  
Caribbean and Latin American Studies  
College of Liberal Arts and Sciences  
University of Connecticut  
Ryan Building  
2nd floor 2006 Hillside Road, Unit 1161  
Storrs, Connecticut 06269-1161