

POPULATION COUNT

- In 2021, the Bridgeport-Stamford-Norwalk Metro Area had the second largest population in the state, with a population size of 956,446. At least 21% of Connecticut’s overall population reside in this metro area.
- In 2021, Puerto Ricans comprised 6% or 53,738 residents of this metro area’s overall population.

RACE/ETHNICITY

- About two-thirds of the Puerto Rican population (64%) identified with one race followed by 35% who identified with two races, and 1% with three or more races.

HISPANIC/LATINO ORIGIN

- About 27% of the Hispanic/Latino population in the Bridgeport-Stamford-Norwalk Metro Area were Puerto Ricans followed by South Americans (26%), Central Americans (16%), Mexicans (13%), Dominicans (9%), Other Hispanic/Latino (6%), and Cubans (3%).

Puerto Rican	27%
South American	26%
Central American	16%
Mexican	13%
Dominican	9%
Other Hispanic or Latino	6%
Cuban	3%

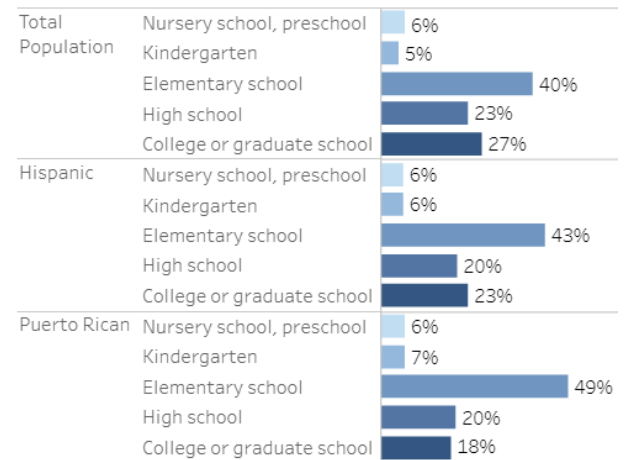
EDUCATIONAL ATTAINMENT

- Puerto Rican (48%) and Hispanic/Latino (29%) populations had more than twice the rates of those with ‘less than a high school education’ compared to the overall population (10%) in Bridgeport-Stamford-Norwalk Metro area.
- Puerto Ricans (22%) had comparable rates of those with a ‘high school education’ to Hispanics/Latinos (29%) and total (21%) populations.
- In 2021, Puerto Ricans (9%) had the lowest rates of those with a ‘bachelor’s degree or more’ compared to the Hispanic/Latino (20%) and total population (49%) in this metro area.

Total Population	Less than H.S.	10%
	High School	21%
	Some College	20%
	BA or more	49%
Hispanic	Less than H.S.	29%
	High School	29%
	Some College	22%
	BA or more	20%
Puerto Rican	Less than H.S.	48%
	High School	22%
	Some College	20%
	BA or more	9%

SCHOOL ENROLLMENT

- In 2021, school enrollment of Puerto Ricans was consistent with the school enrollment of the total and Hispanic populations of the Bridgeport-Stamford-Norwalk Metro Area.



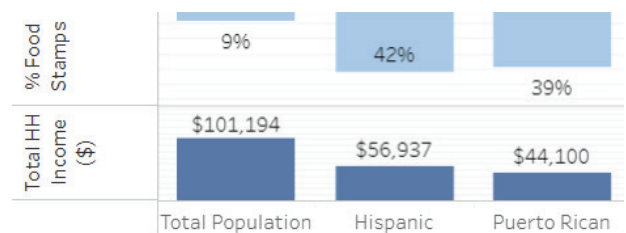
POVERTY STATUS

- At least a quarter of the Puerto Rican population (26%) lived below poverty in the Bridgeport-Stamford-Norwalk Metro Area in 2021.
- The poverty rate was more than two times higher among Puerto Ricans (26%) and Hispanics/Latinos (20%) relative to the total population (9%) in this metro area.
- At least 33% of Puerto Rican children (under 18) lived in poverty, this was slightly lower than that of Hispanic/Latino children (39%). However, both Puerto Rican and Hispanic/Latino children are more than two times as likely to live below poverty compared to all children under 18 (12%) in this metro area.
- At least, half of the Hispanic/Latina female headed households with children under 18 (52%) lived below poverty followed by Puerto Ricans (45%) and total population (29%) of the Bridgeport-Stamford-Norwalk Metro Area.

	All People	Child (under 18)	Female HH w/ Children (unde..)
Total Popul..	9%	12%	29%
Hispanic	20%	39%	52%
Puerto Rican	26%	33%	45%

MEDIAN HOUSEHOLD INCOME/ FOOD STAMPS

- In 2021, Puerto Ricans (39%) and Hispanics (42%) reliance on food stamps was more than three times higher than that of the total population (9%) for the Bridgeport-Stamford-Norwalk Metro Area .
- The median household income for Puerto Ricans (\$44,100) living in the Bridgeport-Stamford-Norwalk Metro Area was lower than Hispanics/Latinos (\$56,937) and significantly lower than that of the total population (\$101,194) of this metro area.



EMPLOYMENT STATUS

- In 2021, the employment status of Puerto Ricans was fairly consistent with that of the total and Hispanic populations in the Bridgeport-Stamford-Norwalk Metro Area.

	Total Popula..	Hispanic	Puerto Rican
In Labor Force	68%	72%	63%
Not in Labor Force	33%	28%	37%
Employed	63%	66%	56%
Unemployed	4%	6%	7%

HOUSING CHARACTERISTICS

- In 2021, homeownership rates among Puerto Ricans (41%) and Hispanics (40%) was two times lower compared to the overall population (67%) in the Bridgeport-Stamford-Norwalk Metro Area.
- Hispanics (42%) and Puerto Ricans (37%) paid at least 30% or more of their income towards mortgage payments compared to the overall population (35%).
- The median monthly mortgage payment was higher among Hispanics/Latinos (\$2,590) followed by Puerto Ricans (\$2,284) and total population (\$1,995) in this metro area.
- Hispanic/Latinos (60%) and Puerto Ricans (59%) had comparable rentership rates, however, these were twice as high as that of the total population (33%).
- Rent burden, also known as tenants paying at least 30% or more of their incomes towards rents, was higher among Hispanics/Latinos (61%) followed by Puerto Ricans (56%) and total population (51%) in the Bridgeport-Stamford-Norwalk Metro Area.
- The median rent was slightly higher among Hispanic/Latinos (\$1,603) compared to total (\$1,593) and Puerto Rican (\$1,282) in this metro area.

	Total Popula..	Hispanic	Puerto Rican
Renters	33%	60%	59%
Median Rent	\$1,593	\$1,603	\$1,282
Rent Burden	51%	61%	56%
Owners	67%	40%	41%
Mortgage Burden	35%	42%	37%
Median Mortgage	\$1,995	\$2,590	\$2,284

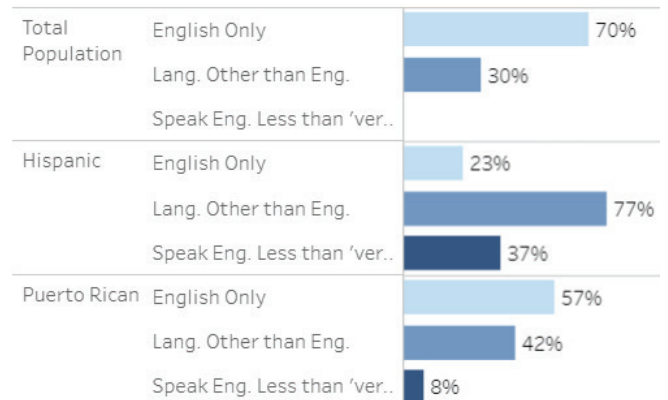
HEALTH INSURANCE COVERAGE

- In 2021, Puerto Ricans (52%) were more likely to rely on public health coverage compared to Hispanics/Latinos (35%) and total (32%) populations in the Bridgeport-Stamford-Norwalk Metro Area.
- Hispanics/Latinos (19%) were two times likely to not have any health insurance coverage compared to Puerto Ricans (7%) and total (8%) populations in this metro area.

Total Population	No health insurance	8%
	Private health insurance	70%
	Public Insurance	32%
Hispanic	No health insurance	19%
	Private health insurance	45%
	Public Insurance	35%
Puerto Rican	No health insurance	7%
	Private health insurance	47%
	Public Insurance	52%

LANGUAGE SPOKEN AT HOME

- A majority of Puerto Ricans (42%) residing in the Bridgeport-Stamford-Norwalk Metro Area spoke a language other than English in their households.



WHERE DID WE GET THIS INFORMATION FROM?

We employ the 2021 Census Bureau's American Community Survey (1-year estimates) to examine the general trends of the entire population, including Puerto Rican and Hispanic/Latino communities. Additionally, in geographies with unavailable data, we estimate the Puerto Rican population using the harmonized 2006-2021 microdata provided by IPUMS USA (5-year estimates).

ABOUT OUR FUNDING

The Puerto Rican Studies Initiative is funded by an American Rescue Plan Act grant awarded by the Connecticut General Assembly.

The Puerto Rican Studies Initiative for Community Engagement and Public Policy (PRSI) is a research initiative that can help document and support the Puerto Ricans' vital economic, intellectual, and cultural contributions to Connecticut and provide research-based support for the development of public policies addressing the needs of Puerto Ricans in the State of Connecticut.

This initiative is part of a collaboration between El Instituto (CLAS, UConn Storrs), the Puerto Rican and Latin@ Studies Project (School of Social Work, UConn Hartford), and the Hispanic Health Council.

El Instituto: Institute of Latina/o,
Caribbean and Latin American Studies
College of Liberal Arts and Sciences
University of Connecticut
Ryan Building
2nd floor 2006 Hillside Road, Unit 1161
Storrs, Connecticut 06269-1161