

## POPULATION COUNT

- In 2021, the city of Bridgeport had the largest population in the state, with a population size of 148,529.
- There were 29,012 Puerto Ricans and comprised 20% of the city’s overall population. Bridgeport has the second highest population count of Puerto Ricans in Connecticut.

## RACE/ETHNICITY

- About 53% of the Puerto Rican population identified with one race followed by 45% who identified with two races, and 2% as three or more races.

## HISPANIC/LATINO ORIGIN

- About 47% of the Hispanic/Latino population in Bridgeport were Puerto Ricans followed by Other Hispanic or Latino (16%), South Americans (15%), Central Americans (12%), Dominicans (10%), Mexicans (5%), and Cubans (1%).

Puerto Rican	47%
Other Hispanic or Latino	16%
South American	15%
Central American	12%
Dominican	10%
Mexicans	5%
Cubans	1%

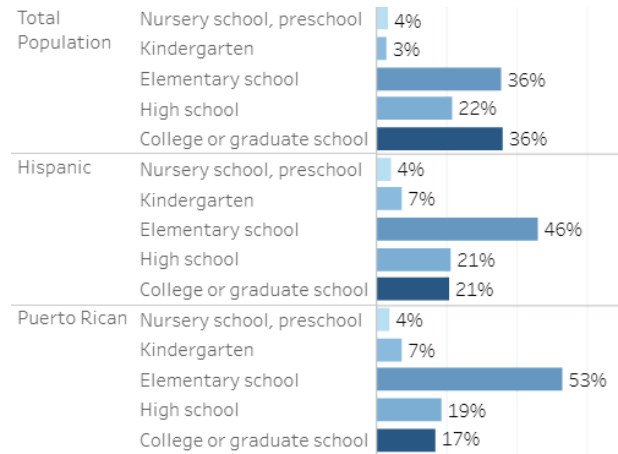
## EDUCATIONAL ATTAINMENT

- In 2021, Puerto Rican (53%) accounted for the highest rate of those with ‘less than a high school education’ compared to Hispanics/Latinos (30%) and overall population (22%) in the city of Bridgeport.
- Puerto Ricans (19%) in Bridgeport had comparable rates of those with a ‘high school education’ to Hispanics/Latinos (21%) and the total population (22%).
- In 2021, Puerto Ricans (4%) in Bridgeport had the lowest educational attainment rates of those with a ‘bachelor’s degree or more’ compared to Hispanics/Latinos (11%) and the total population (20%).

Total Population	Less than H.S.	22%
	High school	22%
	Some College	25%
	BA or more	20%
Hispanic	Less than H.S.	30%
	High school	21%
	Some College	28%
	BA or more	11%
Puerto Rican	Less than H.S.	53%
	High school	19%
	Some College	19%
	BA or more	4%

## SCHOOL ENROLLMENT

- In 2021, pre-K to Kindergarten and high school school enrollment of Puerto Ricans was consistent with the school enrollment of the total and Hispanic populations in Bridgeport.
- Puerto Ricans (53%) and Hispanics/Latinos (46%) had higher elementary school enrollment compared to the total population (36%) in the city.
- College or graduate school enrollment was the lowest among Puerto Ricans (17%) and Hispanic/Latinos (21%) compared to the total population (36%).



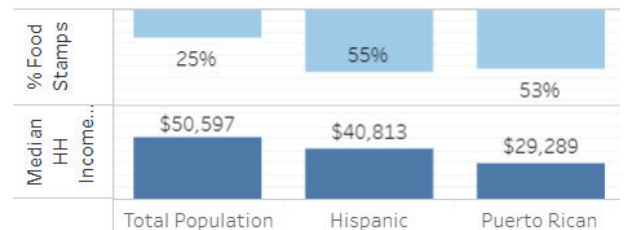
## POVERTY STATUS

- In 2021, at least 37% of the Puerto Rican population lived below the poverty line in the city of Bridgeport.
- The poverty rate of Puerto Ricans (37%) in Bridgeport was higher than that of Hispanics/Latinos (28%) and the total population (23%).
- At least 46% of Puerto Rican children (under 18) live in poverty in 2021. This rate was higher than Hispanic/Latino children (43%) and the total population (35%) in the city of Bridgeport.
- About half the Puerto Rican (51%) and Hispanic/Latina (50%) female headed households with children under 18 lived below poverty. This rate was higher than that of the city's overall population (43%).

	All People	Child (under 18)	Female HH w/ Children (Unde..
Total Popul..	23%	35%	43%
Hispanic	28%	43%	50%
Puerto Rican	37%	46%	51%

## MEDIAN HOUSEHOLD INCOME/ FOOD STAMPS

- Hispanics'/Latinos' (55%) reliance on food stamps was slightly higher than Puerto Ricans (53%). On the other hand, only 25% of the city's overall population relied on food stamps.
- The median household income for Puerto Ricans (\$29,289) living in the city of Bridgeport was lower than that of Hispanics/Latinos (\$40,813) and the total population (\$50,597).



## EMPLOYMENT STATUS

- In 2021, the employment status of Puerto Ricans (49%) was lower than that of the Hispanic (59%) populations and the city’s overall population (60%).
- Puerto Ricans (9%) had slightly higher unemployment status compared to Hispanics/Latinos (7%) and overall population (7%).

	Total Popula..	Hispanic	Puerto Rican
In Labor Force	66%	67%	57%
Not in Labor Force	34%	33%	43%
Employed	60%	59%	49%
Unemployed	7%	7%	9%

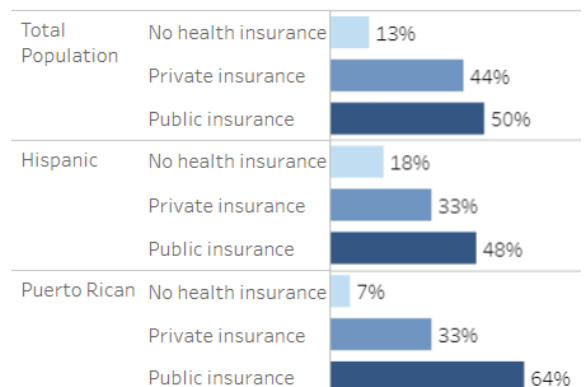
## HOUSING CHARACTERISTICS

- Homeownership rates among Puerto Ricans (31%) was higher than the rates of Hispanic/Latino (16%), but lower than the city’s overall population (43%).
- Mortgage burden, or those who paid at least 30% or more of their income towards mortgage payments, was fairly consistent across all groups.
- The median monthly mortgage payment was higher among Hispanics/Latinos (\$2,008) followed by Puerto Ricans (\$1,780) and total population (\$1,347).
- Overall, renters outpaced home ownership in the city of Bridgeport. The rate of Hispanics (84%) renters was much higher than Puerto Ricans (69%) and the total population (57%).
- Rent burden, also known as tenants paying at least 30% or more of their incomes towards rents, was higher among Puerto Ricans (61%) followed by Hispanics/Latinos (60%) and total population (58%).
- The median rent was slightly higher among Hispanic/Latinos (\$1,293) than the overall (\$1,225) and Puerto Rican (\$1,122) populations.

	Total Popul..	Hispanic	Puerto Rican
Renters	57%	84%	69%
Median Rent	\$1,225	\$1,293	\$1,122
Rent Burden	58%	60%	61%
Owners	43%	16%	31%
Mortgage Burden	46%	46%	45%
Median Mortgage	\$1,347	\$2,008	\$1,780

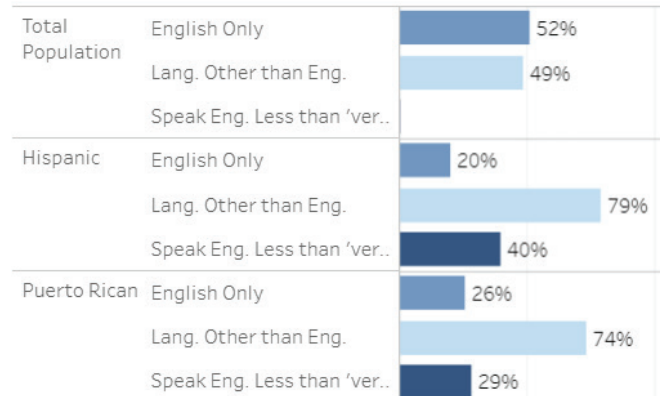
## HEALTH INSURANCE COVERAGE

- In the city of Bridgeport, 64% of the Puerto Rican population relied on public insurance coverage, this was higher than Hispanic/Latinos (48%) and the city’s overall population (48%).
- The percentage of Puerto Ricans (7%) and total populations (13%) without health insurance was lower compared to Hispanic/Latinos (18%).



## LANGUAGE SPOKEN AT HOME

- A majority of Puerto Ricans (74%) residing in the city of Bridgeport spoke a language other than English in their households.



## WHERE DID WE GET THIS INFORMATION FROM?

We employ the 2021 Census Bureau's American Community Survey (1-year estimates) to examine the general trends of the entire population, including Puerto Rican and Hispanic/Latino communities. Additionally, in geographies with unavailable data, we estimate the Puerto Rican population using the harmonized 2006-2021 microdata provided by IPUMS USA (5-year estimates).

## ABOUT OUR FUNDING

The Puerto Rican Studies Initiative is funded by an American Rescue Plan Act grant awarded by the Connecticut General Assembly.

The Puerto Rican Studies Initiative for Community Engagement and Public Policy (PRSI) is a research initiative that can help document and support the Puerto Ricans' vital economic, intellectual, and cultural contributions to Connecticut and provide research-based support for the development of public policies addressing the needs of Puerto Ricans in the State of Connecticut.

This initiative is part of a collaboration between El Instituto (CLAS, UConn Storrs), the Puerto Rican and Latin@ Studies Project (School of Social Work, UConn Hartford), and the Hispanic Health Council.

El Instituto: Institute of Latina/o,  
Caribbean and Latin American Studies  
College of Liberal Arts and Sciences  
University of Connecticut  
Ryan Building  
2nd floor 2006 Hillside Road, Unit 1161  
Storrs, Connecticut 06269-1161