

POPULATION COUNT

- In 2021, Fairfield County had the largest population in the state, with a population size of 956,446. At least 27% of Connecticut’s overall population resided in Fairfield County.
- In 2021, there were 53,738 Puerto Ricans residing in Fairfield County and comprised 6% of the county’s overall population.

RACE/ETHNICITY

- A little more than half (52%) of the Puerto Rican population in this county identified as one race, 46% as two races, and the remaining 2% as three races.

HISPANIC/LATINO ETHNICITY

- About 27% of the Hispanic/Latino population of Fairfield County were Puerto Ricans followed by South Americans (26%), Central Americans (16%), Other Hispanic/Latinos (12%), Dominicans (9%), Mexicans (3%), and Cubans (1%).

Puerto Rican	27%
South American	26%
Central American	16%
Other Hispanic or Latino	12%
Dominican	9%
Mexican	3%
Cuban	1%

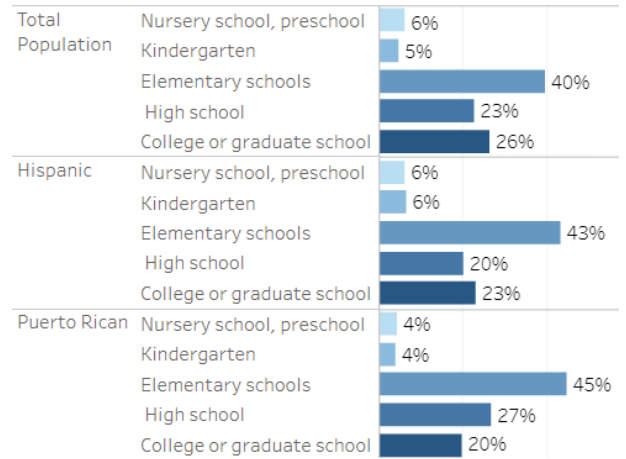
EDUCATIONAL ATTAINMENT

- Hispanic/Latino (29%) and Puerto Rican (23%) populations had higher rates of those with ‘less than a high school education’ compared to the overall population (10%) in Fairfield County.
- More than a third of Puerto Ricans (36%) had a ‘high school education’, higher than Hispanics/Latinos (29%) and overall population (21%).
- At least 27% of the Puerto Rican population in the county had slightly higher rates among those with ‘some college education’ compared to Hispanics/Latinos (22%) and overall population (20%).
- Hispanics/Latinos (20%) Puerto Ricans (14%) had the lowest rates of those with a ‘bachelor’s degree or more’ compared to the total population (49%) in this county.

Total Population	Less than H.S.	10%
	H.S.	21%
	Some College	20%
	BA or more	49%
Hispanic	Less than H.S.	29%
	H.S.	29%
	Some College	22%
	BA or more	20%
Puerto Rican	Less than H.S.	23%
	H.S.	36%
	Some College	27%
	BA or more	14%

SCHOOL ENROLLMENT

- School enrollment of Puerto Ricans was consistent with the school enrollment of the total and Hispanic populations of Fairfield county.



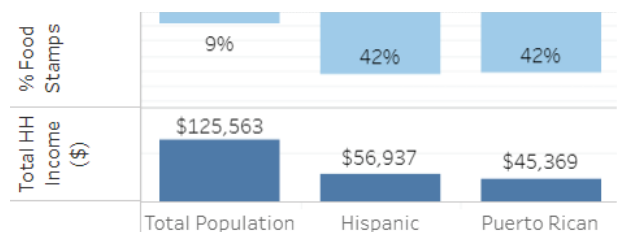
POVERTY INCOME

- At least a quarter of the Puerto Rican population (24%) lived below poverty in Fairfield County.
- In 2021, the poverty rate among Puerto Ricans (24%) and Hispanics/Latinos (29%) was at least three times higher than that of the total population (9%) in this county.
- At least 33% of Puerto Rican children (under 18) lived in poverty, this was slightly lower than Hispanic/Latino children (37%). However, both Puerto Rican and Hispanic/Latino children were two times more likely to live below poverty compared to all children under 18 (12%) in this county.
- Almost two-thirds of Hispanic/Latina female headed households with children under 18 (57%) lived below poverty followed by Puerto Ricans (36%) and total population (29%) in Fairfield county.

	All People	Child (under 18)	Female HH w/ Children (Und..)
Total Population	9%	12%	29%
Hispanic	29%	37%	57%
Puerto Rican	24%	33%	36%

MEDIAN HOUSEHOLD INCOME/ FOOD STAMPS

- In 2021, Puerto Ricans' (42%) and Hispanics/Latinos (42%) reliance on food stamps was more than four times higher than that of the total population (9%).
- The median household income for Puerto Ricans (\$45,369) living in Fairfield County was lower than Hispanics/Latinos (\$56,937) and more than half lower than that of the total population (\$125,563) in Fairfield County.



EMPLOYMENT STATUS

- The employment status of Puerto Ricans (59%) was lower than that of the Hispanics/Latinos (66%) and the total population (63%) in Fairfield County.
- Unemployment was higher among Puerto Ricans (6%) and Hispanics/Latinos (6%) compared to the total population (4%).

	Total Popula..	Hispanic	Puerto Rican
In Labor Force	68%	72%	65%
Not in Labor Force	33%	28%	35%
Unemployed	4%	6%	6%
Employed	63%	66%	59%

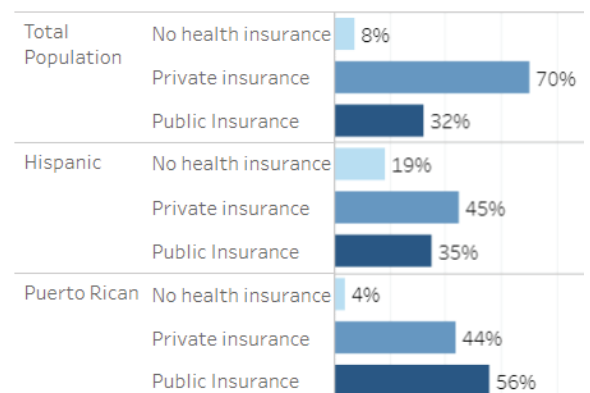
HOUSING CHARACTERISTICS

- Homeownership rates among Puerto Ricans (34%) was two times lower than that of the total population (67%) in Fairfield County.
- Puerto Ricans (38%) and Hispanics (42%) paid more of their income towards mortgage payments than the total population (35%).
- In 2021, the median monthly mortgage payment was significantly higher among Hispanics/Latinos (\$2,590) followed by total population (\$1,995) and Puerto Ricans (\$1,622) in this county.
- At least 66% of the Puerto Rican population were renters, this was a higher percentage than Hispanics/Latinos (60%) and total population (33%) residing in Fairfield County.
- Rent burden, also known as tenants paying at least 30% or more of their incomes towards rents, was higher among Puerto Ricans (61%) followed by Hispanics (61%) and total population (51%).
- Hispanics/Latinos (\$1,603) and the total population (\$1,593) showed similar median rental rates, while Puerto Ricans (\$1,131) paid slightly lower rates.

	Total Popula..	Hispanic	Puerto Rican
Renters	33%	60%	66%
Median Rent	\$1,593	\$1,603	\$1,131
Rent Burden	51%	61%	64%
Owners	67%	40%	34%
Median Mortgage	\$1,995	\$2,590	\$1,622
Mortgage Burden	35%	42%	38%

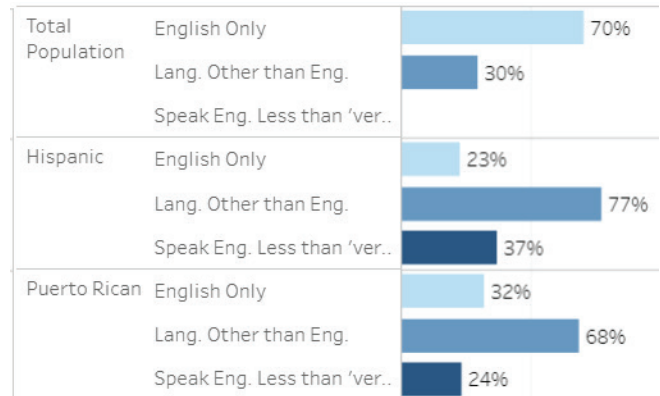
HEALTH INSURANCE COVERAGE

- Puerto Ricans (56%) were more likely to rely on public health coverage compared to Hispanics/Latinos (35%) and the total population (32%) in Fairfield County.
- Hispanics/Latinos (19%) were significantly less likely to have health insurance than Puerto Ricans (4%) and the total (8%) population in Fairfield County.



LANGUAGE SPOKEN AT HOME

- A majority of Puerto Ricans (68%) residing in Fairfield County spoke a language other than English in their households.



WHERE DID WE GET THIS INFORMATION FROM?

We employ the 2021 Census Bureau's American Community Survey (1-year estimates) to examine the general trends of the entire population, including Puerto Rican and Hispanic/Latino communities. Additionally, in geographies with unavailable data, we estimate the Puerto Rican population using the harmonized 2006-2021 microdata provided by IPUMS USA (5-year estimates).

ABOUT OUR FUNDING

The Puerto Rican Studies Initiative is funded by an American Rescue Plan Act grant awarded by the Connecticut General Assembly.

The Puerto Rican Studies Initiative for Community Engagement and Public Policy (PRSI) is a research initiative that can help document and support the Puerto Ricans' vital economic, intellectual, and cultural contributions to Connecticut and provide research-based support for the development of public policies addressing the needs of Puerto Ricans in the State of Connecticut.

This initiative is part of a collaboration between El Instituto (CLAS, UConn Storrs), the Puerto Rican and Latin@ Studies Project (School of Social Work, UConn Hartford), and the Hispanic Health Council.

El Instituto: Institute of Latina/o,
Caribbean and Latin American Studies
College of Liberal Arts and Sciences
University of Connecticut
Ryan Building
2nd floor 2006 Hillside Road, Unit 1161
Storrs, Connecticut 06269-1161