

POPULATION COUNT

- In 2021, Litchfield County had the fifth largest population in the state, with a population size of 185,175. At least 5% of Connecticut’s overall population resided in Litchfield County.
- In 2021, there were 5,525 Puerto Ricans residing in Litchfield County and comprised 3% of the county’s overall population.

RACE/ETHNICITY

- Almost two-thirds (64%) of the Puerto Rican population in this county identified as one race and the remaining 18% as two races.

HISPANIC/LATINO ETHNICITY

- About 42% of the Hispanic/Latino population of Litchfield County were Puerto Ricans followed by South Americans (20%), Dominicans (12%), Central Americans (8%), Other Hispanic/Latinos (3%), and Mexicans (1%).

Puerto Rican	42%
South American	20%
Dominican	12%
Central American	8%
Other Hispanic or Latino	3%
Mexican	1%

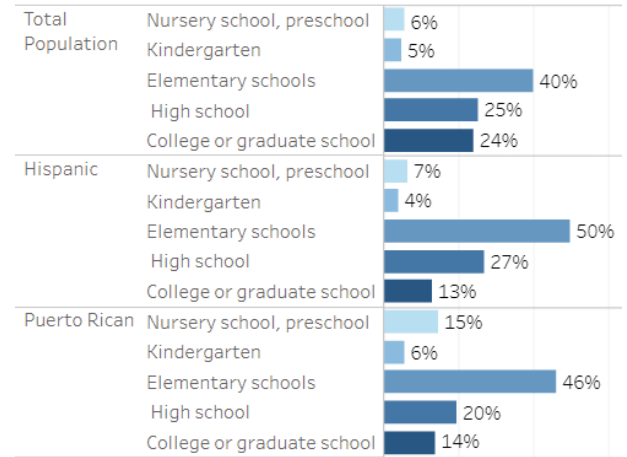
EDUCATIONAL ATTAINMENT

- Puerto Rican (37%) and Hispanic/Latino (19%) populations had higher rates of those with ‘less than a high school education’ compared to the overall population (6%) in Litchfield County.
- Puerto Ricans (14%) had the lowest rates of those with a ‘bachelor’s degree or more’ compared to the Hispanic/Latino (30%) and total population (36%) in this county.

Population Group	Education Level	Percentage
Total Population	Less than H.S.	6%
	H.S.	30%
	Some College	28%
	BA or more	36%
Hispanic	Less than H.S.	19%
	H.S.	24%
	Some College	27%
	BA or more	30%
Puerto Rican	Less than H.S.	37%
	H.S.	23%
	Some College	21%
	BA or more	19%

SCHOOL ENROLLMENT

- School enrollment of Puerto Ricans was consistent with the school enrollment of the total and Hispanic populations of Litchfield county.



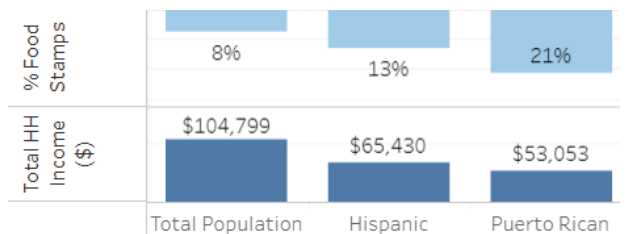
POVERTY INCOME

- At least a quarter of the Puerto Rican population (26%) lived below poverty in Litchfield County.
- In 2021, the poverty rate among Puerto Ricans (26%) and Hispanics/Latinos (18%) was twice as high as that of the total population (8%) in this county.
- Hispanic/Latinos experienced the highest rate of child (under 18) poverty in Litchfield county followed by Puerto Ricans (33%) and the total population (10%). The rate of childhood poverty of Puerto Ricans was more than three times that of the total population.
- Almost two-thirds of Hispanic/Latina female headed households with children under 18 (64%) lived below poverty followed by Puerto Ricans (36%) and total population (26%) in Litchfield county.

	All People	Child (under 18)	Female HH w/ Children (Und..)
Total Population	8%	10%	26%
Hispanic	18%	41%	64%
Puerto Rican	26%	33%	36%

MEDIAN HOUSEHOLD INCOME/ FOOD STAMPS

- In 2021, Puerto Ricans' (21%) reliance on food stamps was almost three times higher than that of the total population (8%) and higher than that of Hispanics (13%).
- The median household income for Puerto Ricans (\$53,053) living in Litchfield County was lower than Hispanics/Latinos (\$65,430) and half that of the total population (\$104,799) in Litchfield County.



EMPLOYMENT STATUS

- The employment status of Puerto Ricans (69%) and Hispanics/Latinos (69%) was higher than that of the total population (62%) in Litchfield County.
- Unemployment was higher among Puerto Ricans (6%) compared to Hispanics/Latinos (4%) and the total population (4%).

	Total Popula..	Hispanic	Puerto Rican
In Labor Force	66%	73%	75%
Not in Labor Force	34%	27%	25%
Unemployed	4%	4%	6%
Employed	62%	69%	69%

HOUSING CHARACTERISTICS

- Homeownership rates among Puerto Ricans (60%) and Hispanics (51%) was significantly lower than that of the total population (78%) in Litchfield County.
- Puerto Ricans (44%) and Hispanics (33%) paid more of their income towards mortgage payments than the total population (31%).
- In 2021, the median monthly mortgage payment was significantly higher among Puerto Ricans (\$2,215) followed by Hispanics/Latinos (\$2,140) and total population (\$1,442) in this county.
- At least 49% of the Hispanic population are renters, this is a higher percentage than Puerto Ricans (40%) and total population (22%) residing in Litchfield County.
- Rent burden, also known as tenants paying at least 30% or more of their incomes towards rents, was higher among Hispanics (62%) followed by Puerto Ricans (53%) and total population (45%).
- Hispanics/Latinos (\$1,276) and Puerto Ricans (\$1,276) showed similar median rental rates, while the total population (\$1,442) paid lower rates.

	Total Popula..	Hispanic	Puerto Rican
Renters	22%	49%	40%
Median Rent	\$1,114	\$1,276	\$1,276
Rent Burden	45%	62%	53%
Owners	78%	51%	60%
Median Mortgage	\$1,442	\$2,140	\$2,215
Mortgage Burden	31%	33%	44%

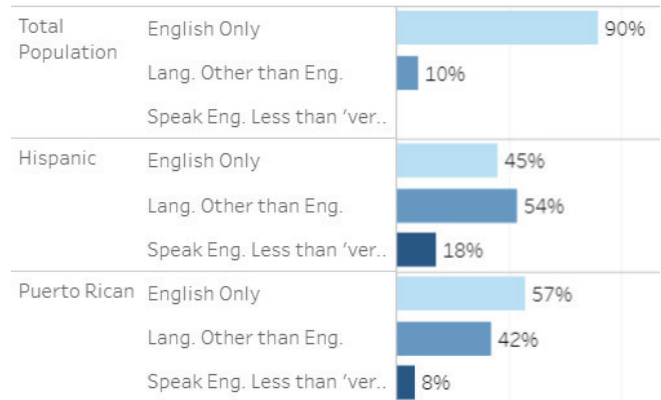
HEALTH INSURANCE COVERAGE

- Puerto Ricans (41%) were more likely to rely on public health coverage compared to Hispanics/Latinos (35%) and the total population (38%) in Litchfield County.
- Hispanics/Latinos (9%) were less likely to have health insurance than Puerto Ricans (6%) and the total (4%) population in Litchfield County.

Total Population	No health insurance	4%
	Private insurance	73%
	Public Insurance	38%
Hispanic	No health insurance	9%
	Private insurance	63%
	Public Insurance	35%
Puerto Rican	No health insurance	6%
	Private insurance	64%
	Public Insurance	41%

LANGUAGE SPOKEN AT HOME

- A majority of Puerto Ricans (54%) residing in Litchfield County spoke a language other than English in their households.



WHERE DID WE GET THIS INFORMATION FROM?

We employ the 2021 Census Bureau's American Community Survey (1-year estimates) to examine the general trends of the entire population, including Puerto Rican and Hispanic/Latino communities. Additionally, in geographies with unavailable data, we estimate the Puerto Rican population using the harmonized 2006-2021 microdata provided by IPUMS USA (5-year estimates).

ABOUT OUR FUNDING

The Puerto Rican Studies Initiative is funded by an American Rescue Plan Act grant awarded by the Connecticut General Assembly.

The Puerto Rican Studies Initiative for Community Engagement and Public Policy (PRSI) is a research initiative that can help document and support the Puerto Ricans' vital economic, intellectual, and cultural contributions to Connecticut and provide research-based support for the development of public policies addressing the needs of Puerto Ricans in the State of Connecticut.

This initiative is part of a collaboration between El Instituto (CLAS, UConn Storrs), the Puerto Rican and Latin@ Studies Project (School of Social Work, UConn Hartford), and the Hispanic Health Council.

El Instituto: Institute of Latina/o,
Caribbean and Latin American Studies
College of Liberal Arts and Sciences
University of Connecticut
Ryan Building
2nd floor 2006 Hillside Road, Unit 1161
Storrs, Connecticut 06269-1161