

POPULATION COUNT

- In 2021, Middlesex County had the sixth largest population in the state, with a population size of 164,568. At least 5% of Connecticut’s overall population resided in Middlesex County.
- In 2021, there were 5,554 Puerto Ricans residing in Middlesex County and comprised 3% of the county’s overall population.

RACE/ETHNICITY

- Almost two-thirds (63%) of the Puerto Rican population in this county identified as one race and the remaining 19% as two races.

HISPANIC/LATINO ETHNICITY

- In 2021, about 51% of the Hispanic/Latino population of Middlesex County were Puerto Ricans followed by South Americans (17%), Central Americans (5%), Dominicans (4%), Other Hispanic/Latinos (2%), and Mexicans (1%).

Puerto Rican	51%
South American	17%
Central American	5%
Dominican	4%
Other Hispanic or Latino	2%
Mexican	1%

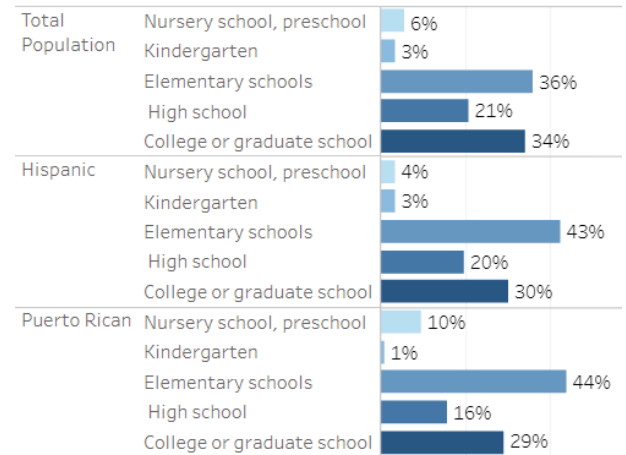
EDUCATIONAL ATTAINMENT

- Puerto Rican (40%) and Hispanic/Latino (15%) populations had significantly higher rates of those with ‘less than a high school education’ compared to the overall population (5%) in Middlesex County.
- Hispanics/Latinos (26%) Puerto Ricans (11%) had significantly lower rates of those with a ‘bachelor’s degree or more’ compared to the total population (44%) in this county.

Group	Education Level	Percentage
Total Population	Less than H.S.	5%
	H.S.	25%
	Some College	26%
	BA or more	44%
Hispanic	Less than H.S.	15%
	H.S.	28%
	Some College	31%
	BA or more	26%
Puerto Rican	Less than H.S.	40%
	H.S.	23%
	Some College	25%
	BA or more	11%

SCHOOL ENROLLMENT

- School enrollment of Puerto Ricans was consistent with the school enrollment of the total and Hispanic populations of Middlesex county.



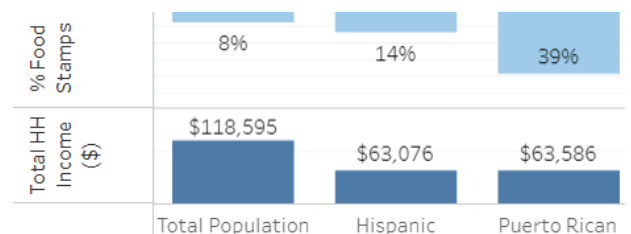
POVERTY INCOME

- At least 21% of the Puerto Rican population lived below poverty in Middlesex County.
- In 2021, the poverty rate among Puerto Ricans (21%) was significantly higher than that of Hispanics/Latinos (14%) and the total population (6%) in this county.
- At least 30% of Hispanic/Latino lived in poverty, this was higher than Puerto Rican children (22%). However, both Puerto Ricans were three times more likely to live below poverty compared to the total count of children under 18 (7%) in this county.
- At least 75% of the Hispanic/Latina female headed households with children under 18 lived below poverty followed by Puerto Ricans (38%) and total population (17%) in Middlesex county.

	All People	Child (under 18)	Female HH w/ Children (Und..)
Total Population	6%	7%	17%
Hispanic	14%	30%	38%
Puerto Rican	21%	22%	75%

MEDIAN HOUSEHOLD INCOME/ FOOD STAMPS

- In 2021, Puerto Ricans' (39%) reliance on food stamps was almost three times higher than that of the Hispanic/Latino (14%) and significantly higher than that of the total population (8%).
- The median household income for Puerto Ricans (\$63,586) living in Middlesex County was slightly higher than Hispanics/Latinos (\$63,076) and about half lower than that of the total population (\$118,595) in Middlesex County.



EMPLOYMENT STATUS

- The employment status of Puerto Ricans (64%) and Hispanics/Latinos (68%) was slightly higher than that of the total population (63%) in Middlesex County.
- Unemployment was higher among Puerto Ricans (5%) and Hispanics/Latinos (5%) compared to the total population (3%) counts.

	Total Popula..	Hispanic	Puerto Rican
In Labor Force	66%	72%	69%
Not in Labor Force	34%	28%	31%
Unemployed	3%	5%	5%
Employed	63%	68%	64%

HOUSING CHARACTERISTICS

- Homeownership rates among Puerto Ricans (56%) and Hispanics (47%) was significantly lower than that of the total population (76%) in Middlesex County.
- Middlesex's overall population (28%) paid 30% or more of their income towards mortgage payments than Puerto Ricans (12%) and Hispanics (17%).
- In 2021, the median monthly mortgage payment was higher among Hispanics/Latinos (\$1,985) followed by Puerto Ricans (\$1,921) and the total population (\$1,529) in this county.
- At least 53% of the Hispanic population were renters, this was a higher percentage than Puerto Ricans (44%) and total population (24%) residing in Middlesex County.
- Rent burden, also known as tenants paying at least 30% or more of their incomes towards rents, was higher among Hispanics (62%) followed by Puerto Ricans (53%) and the total population (48%).
- Hispanics/Latinos (\$1,308) showed higher rental rates compared to the total population (\$1,222) and Puerto Rican population (\$1,047).

	Total Popula..	Hispanic	Puerto Rican
Renters	24%	53%	44%
Median Rent	\$1,222	\$1,308	\$1,047
Rent Burden	48%	62%	53%
Owners	76%	47%	56%
Median Mortgage	\$1,529	\$1,985	\$1,921
Mortgage Burden	28%	17%	12%

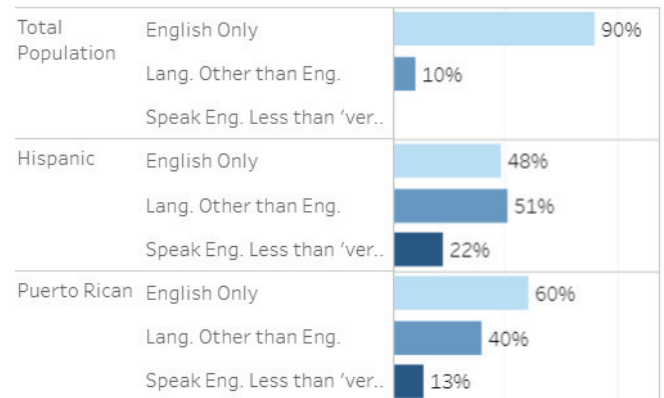
HEALTH INSURANCE COVERAGE

- Puerto Ricans (42%) were more likely to rely on public health coverage compared to Hispanics/Latinos (30%) and the total population (33%) in Middlesex County.
- Hispanics/Latinos (11%) were less likely to have health insurance than Puerto Ricans (5%) and the total (3%) population in Middlesex County.

Total Population	No health insurance	3%
	Private insurance	77%
	Public Insurance	33%
Hispanic	No health insurance	11%
	Private insurance	63%
	Public Insurance	30%
Puerto Rican	No health insurance	5%
	Private insurance	58%
	Public Insurance	42%

LANGUAGE SPOKEN AT HOME

- A majority of Puerto Ricans (51%) residing in Middlesex County spoke a language other than English in their households.



WHERE DID WE GET THIS INFORMATION FROM?

We employ the 2021 Census Bureau's American Community Survey (1-year estimates) to examine the general trends of the entire population, including Puerto Rican and Hispanic/Latino communities. Additionally, in geographies with unavailable data, we estimate the Puerto Rican population using the harmonized 2006-2021 microdata provided by IPUMS USA (5-year estimates).

ABOUT OUR FUNDING

The Puerto Rican Studies Initiative is funded by an American Rescue Plan Act grant awarded by the Connecticut General Assembly.

The Puerto Rican Studies Initiative for Community Engagement and Public Policy (PRSI) is a research initiative that can help document and support the Puerto Ricans' vital economic, intellectual, and cultural contributions to Connecticut and provide research-based support for the development of public policies addressing the needs of Puerto Ricans in the State of Connecticut.

This initiative is part of a collaboration between El Instituto (CLAS, UConn Storrs), the Puerto Rican and Latin@ Studies Project (School of Social Work, UConn Hartford), and the Hispanic Health Council.

El Instituto: Institute of Latina/o,
Caribbean and Latin American Studies
College of Liberal Arts and Sciences
University of Connecticut
Ryan Building
2nd floor 2006 Hillside Road, Unit 1161
Storrs, Connecticut 06269-1161