

POPULATION COUNT

- In 2021, New London County had the fourth largest population in the state, with a population size of 269,131. At least 7% of Connecticut’s overall population resided in New London County.
- In 2021, there were 15,525 Puerto Ricans residing in New London County and comprised 6% of the county’s overall population.

RACE/ETHNICITY

- Almost two-thirds (45%) of the Puerto Rican population in this county identified as one race and the remaining 28% as two races.

HISPANIC/LATINO ETHNICITY

- In 2021, about 51% of the Hispanic/Latino population of Middlesex County were Puerto Ricans followed by South Americans (17%), Central Americans (5%), Dominicans (4%), Other Hispanic/Latinos (2%), and Mexicans (1%).

Puerto Rican	50%
South American	13%
Dominican	11%
Central American	6%
Other Hispanic or Latino	4%
Mexican	1%

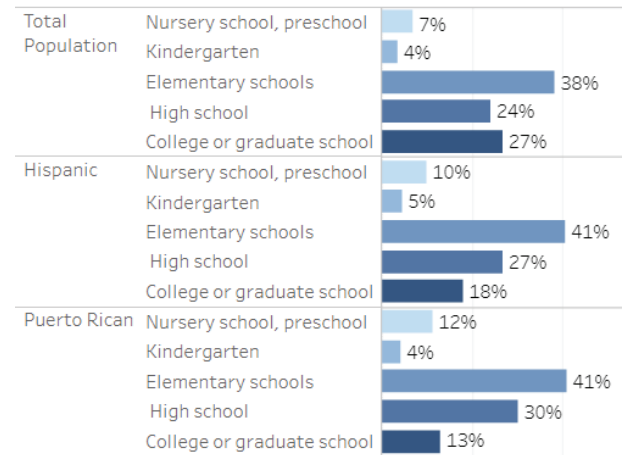
EDUCATIONAL ATTAINMENT

- Puerto Ricans (50%) were more than twice as likely to Hispanics/Latinos (21%) to hold ‘less than a high school education.’ The Puerto Rican rate was significantly higher than the rate for the overall population (7%) in New London County.
- Puerto Ricans (7%) and Hispanics/Latinos (15%) had significantly lower rates of attaining a ‘bachelor’s degree or more’ compared to the total population (35%) in this county.

Group	Education Level	Percentage
Total Population	Less than H.S.	7%
	H.S.	29%
	Some College	30%
	BA or more	35%
Hispanic	Less than H.S.	21%
	H.S.	37%
	Some College	28%
	BA or more	15%
Puerto Rican	Less than H.S.	50%
	H.S.	25%
	Some College	18%
	BA or more	7%

SCHOOL ENROLLMENT

- School enrollment of Puerto Ricans was consistent with the school enrollment of the total and Hispanic populations of New London county.



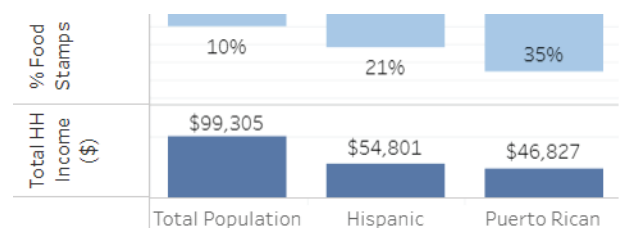
POVERTY INCOME

- At least 22% of the Puerto Rican population lived below poverty in New London County.
- In 2021, the poverty rate among Puerto Ricans (22%) and Hispanics/Latinos (20%) was more than twice higher than that of the total population (9%) in this county.
- At least 43% of Hispanic/Latino lived in poverty, this was higher than Puerto Rican children (23%). However, both populations' child poverty rates were higher compared to the total count of children under 18 (13%) in this county.
- At least 72% of the Hispanic/Latina female headed households with children under 18 lived below poverty followed by Puerto Ricans (46%) and total population (31%) in New London county.

	All People	Child (under 18)	Female HH w/ Children (Und..)
Total Population	9%	13%	31%
Hispanic	20%	43%	72%
Puerto Rican	22%	23%	46%

MEDIAN HOUSEHOLD INCOME/ FOOD STAMPS

- In 2021, Puerto Ricans' (35%) reliance on food stamps was significantly higher than that of the Hispanic/Latino (21%) and more than three times higher than that of the total population (10%).
- The median household income for Puerto Ricans (\$46,827) living in New London County was slightly higher than Hispanics/Latinos (\$54,801) and about half of that of the total population (\$99,305) in New London County.



EMPLOYMENT STATUS

- The employment status of Puerto Ricans (63%) and Hispanics/Latinos (61%) was slightly higher than that of the total population (59%) in New London County.
- Unemployment was higher among Puerto Ricans (7%) and Hispanics/Latinos (5%) than the rate of the total population (3%) counts.

	Total Popula..	Hispanic	Puerto Rican
In Labor Force	66%	72%	70%
Not in Labor Force	34%	28%	30%
Unemployed	3%	5%	7%
Employed	59%	61%	63%

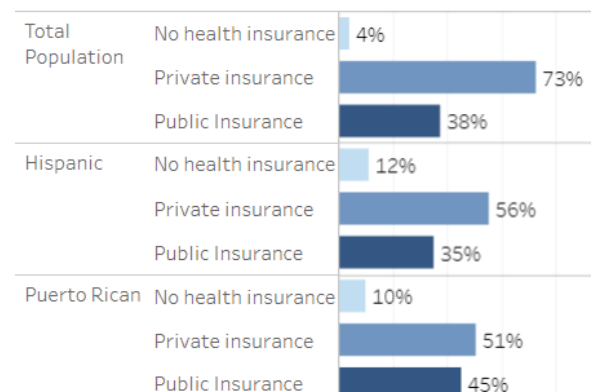
HOUSING CHARACTERISTICS

- Homeownership rates among Puerto Ricans (36%) and Hispanics (40%) were significantly lower than that of the total population (67%) in New London County.
- New London's overall population (27%) paid 30% or more of their income towards mortgage payments than Puerto Ricans (30%) and Hispanics (33%).
- In 2021, the median monthly mortgage payment was higher among Hispanics/Latinos (\$1,947) followed by Puerto Ricans (\$1,930) and the total population (\$1,399) in this county.
- At least 64% of the Puerto Rican population were renters, this was a higher percentage than Hispanics/Latinos (60%) and twice as high as the rate of the total population (33%) residing in New London County.
- Rent burden, also known as tenants paying at least 30% or more of their incomes towards rents, was higher among Hispanics (48%) and Puerto Ricans (48%) than that of total population (44%).
- Hispanics/Latinos (\$1,238) showed higher rental rates compared to the total population (\$1,200) and Puerto Rican population (\$1,192).

	Total Popula..	Hispanic	Puerto Rican
Renters	33%	60%	64%
Median Rent	\$1,192	\$1,238	\$1,200
Rent Burden	44%	48%	48%
Owners	67%	40%	36%
Median Mortgage	\$1,399	\$1,947	\$1,930
Mortgage Burden	27%	30%	33%

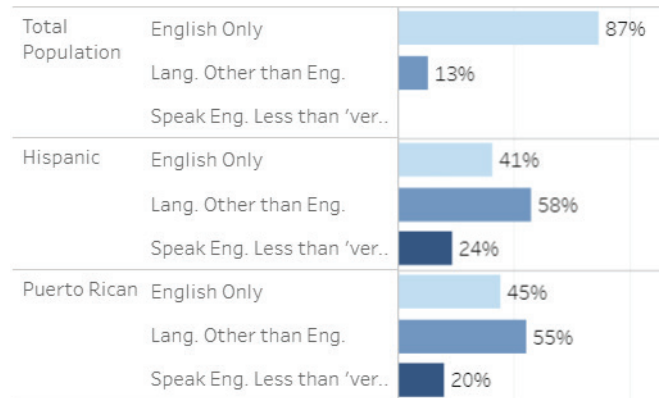
HEALTH INSURANCE COVERAGE

- Puerto Ricans (45%) were more likely to rely on public health coverage compared to the total population (38%) and Hispanics/Latinos (35%) in New London County.
- Hispanics/Latinos (12%) and Puerto Ricans (10%) were less likely to have health insurance than the total (4%) population in New London County.



LANGUAGE SPOKEN AT HOME

- A majority of Puerto Ricans (55%) residing in New London County spoke a language other than English in their households.



WHERE DID WE GET THIS INFORMATION FROM?

We employ the 2021 Census Bureau's American Community Survey (1-year estimates) to examine the general trends of the entire population, including Puerto Rican and Hispanic/Latino communities. Additionally, in geographies with unavailable data, we estimate the Puerto Rican population using the harmonized 2006-2021 microdata provided by IPUMS USA (5-year estimates).

ABOUT OUR FUNDING

The Puerto Rican Studies Initiative is funded by an American Rescue Plan Act grant awarded by the Connecticut General Assembly.

The Puerto Rican Studies Initiative for Community Engagement and Public Policy (PRSI) is a research initiative that can help document and support the Puerto Ricans' vital economic, intellectual, and cultural contributions to Connecticut and provide research-based support for the development of public policies addressing the needs of Puerto Ricans in the State of Connecticut.

This initiative is part of a collaboration between El Instituto (CLAS, UConn Storrs), the Puerto Rican and Latin@ Studies Project (School of Social Work, UConn Hartford), and the Hispanic Health Council.

El Instituto: Institute of Latina/o,
Caribbean and Latin American Studies
College of Liberal Arts and Sciences
University of Connecticut
Ryan Building
2nd floor 2006 Hillside Road, Unit 1161
Storrs, Connecticut 06269-1161