

POPULATION COUNT

- In 2021, Windham County had the eighth largest population in the state, with a population size of 116,503. At least 3% of Connecticut’s overall population resided in Windham County.
- In 2021, there were 9,021 Puerto Ricans residing in Windham County and comprised 8% of the county’s overall population.

RACE/ETHNICITY

- About half (51%) of the Puerto Rican population in this county identified as one race and the remaining 24% as two races.

HISPANIC/LATINO ETHNICITY

- In 2021, about 62% of the Hispanic/Latino population of Windham County were Puerto Ricans followed by South Americans (6%), Central Americans (6%), Mexicans (3%), Other Hispanic/Latinos (2%), and Dominicans (2%).

Puerto Rican	62%
South American	6%
Central American	6%
Mexican	3%
Other Hispanic or Latino	2%
Dominican	2%

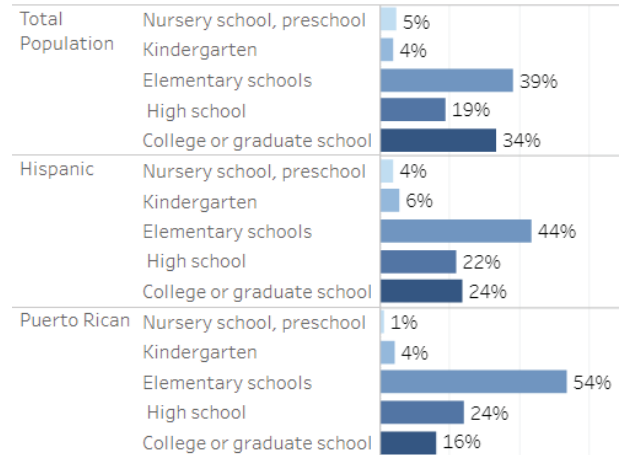
EDUCATIONAL ATTAINMENT

- Puerto Rican (47%) had significantly higher rates of those with ‘less than a high school education’ compared to Hispanics/Latinos (28%) and the overall population (11%) in Windham County.
- Puerto Ricans (4%) had significantly lower rates of those with a ‘bachelor’s degree or more’ compared to Hispanics/Latinos (12%) and total population (25%) in this county.

Group	Education Level	Percentage
Total Population	Less than H.S.	11%
	H.S.	35%
	Some College	30%
	BA or more	25%
Hispanic	Less than H.S.	28%
	H.S.	37%
	Some College	23%
	BA or more	12%
Puerto Rican	Less than H.S.	47%
	H.S.	29%
	Some College	20%
	BA or more	4%

SCHOOL ENROLLMENT

- School enrollment of Puerto Ricans was consistent with the school enrollment of the total and Hispanic populations of Windham county.



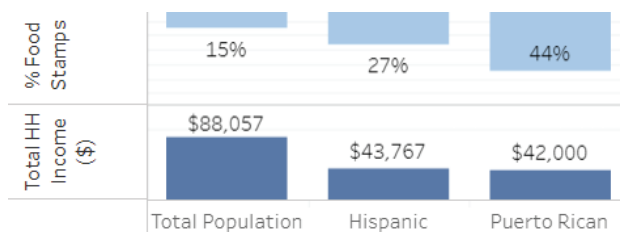
POVERTY INCOME

- At least 22% of the Puerto Rican population lived below poverty in Windham County.
- In 2021, the poverty rate among Puerto Ricans (22%) and Hispanics/Latinos (25%) was significantly higher than that of the total population (11%) in this county.
- At least 35% of Puerto Rican children lived in poverty, this was higher than Hispanic/Latino children (42%). However, both populations' child poverty rates were higher compared to the total count of children under 18 (15%) in this county.
- At least 77% of the Hispanic/Latina female headed households with children under 18 lived below poverty followed by Puerto Rican (69%) and total population (33%) in Windham county.

	All People	Child (under 18)	Female HH w/ Children (Und..)
Total Population	11%	15%	33%
Hispanic	25%	42%	77%
Puerto Rican	22%	35%	69%

MEDIAN HOUSEHOLD INCOME/ FOOD STAMPS

- In 2021, Puerto Ricans' (44%) reliance on food stamps was higher than that of the Hispanic/Latino (27%) and significantly higher than that of the total population (15%).
- The median household income for Puerto Ricans (\$42,000) living in Windham County was slightly lower than Hispanics/Latinos (\$43,767) and about half lower than that of the total population (\$88,057) in Windham County.



EMPLOYMENT STATUS

- Puerto Ricans (60%), overall population (60%), and Hispanic/Latinos (58%) had comparable employment in Windham County.
- Unemployment was comparable across all groups.

	Total Popula..	Hispanic	Puerto Rican
In Labor Force	65%	64%	65%
Not in Labor Force	35%	36%	35%
Unemployed	4%	6%	6%
Employed	60%	58%	60%

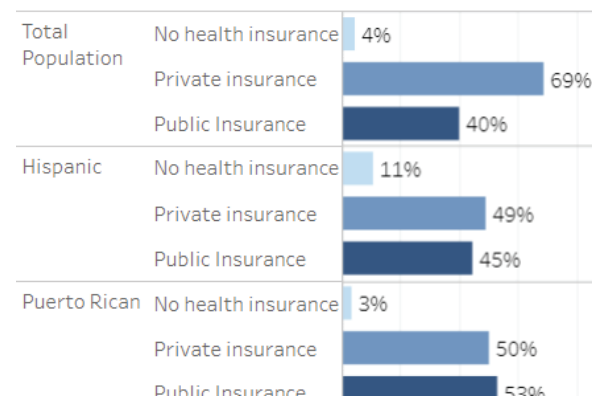
HOUSING CHARACTERISTICS

- Homeownership rates among Puerto Ricans (29%) and Hispanics (26%) was significantly lower than that of the total population (69%) in Windham County.
- Windham's Puerto Ricans (39%) and Hispanic/Latino population (39%) paid 30% or more of their income towards mortgage payments compared to the overall population (28%).
- In 2021, the median monthly mortgage payment was higher among Puerto Ricans (\$1,931) followed by Hispanics/Latinos (\$1,823) and the total population (\$1,247) in this county.
- At least 74% of the Hispanic/Latino and 71% of the Puerto Rican population were renters, this was significantly higher than that of the total population (31%) residing in Windham County.
- Rent burden, also known as tenants paying at least 30% or more of their incomes towards rents, was significantly higher among Hispanics/Latinos (54%) compared to Puerto Rican (41%) and total population (46%).
- Hispanics/Latinos (\$1,060) showed slightly higher rental rates compared to the overall population (\$1,019) and Puerto Rican population (\$984).

	Total Popula..	Hispanic	Puerto Rican
Renters	31%	74%	71%
Median Rent	\$1,019	\$1,060	\$984
Rent Burden	46%	54%	51%
Owners	69%	26%	29%
Median Mortgage	\$1,247	\$1,823	\$1,931
Mortgage Burden	28%	39%	39%

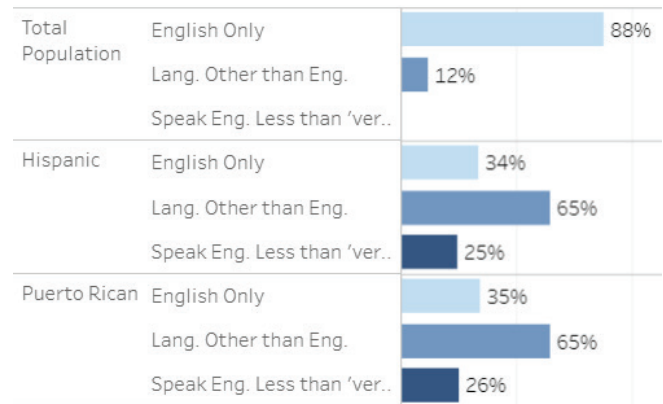
HEALTH INSURANCE COVERAGE

- Puerto Ricans (53%) were more likely to rely on public health coverage compared to the Hispanics/Latinos (45%) and total population (40%) in Windham County.
- Hispanics/Latinos (11%) were less likely to have health insurance than Puerto Ricans (3%) and the total (4%) population in Windham County.



LANGUAGE SPOKEN AT HOME

- A majority of Puerto Ricans (65%) residing in Windham County spoke a language other than English in their households.



WHERE DID WE GET THIS INFORMATION FROM?

We employ the 2021 Census Bureau's American Community Survey (1-year estimates) to examine the general trends of the entire population, including Puerto Rican and Hispanic/Latino communities. Additionally, in geographies with unavailable data, we estimate the Puerto Rican population using the harmonized 2006-2021 microdata provided by IPUMS USA (5-year estimates).

ABOUT OUR FUNDING

The Puerto Rican Studies Initiative is funded by an American Rescue Plan Act grant awarded by the Connecticut General Assembly.

The Puerto Rican Studies Initiative for Community Engagement and Public Policy (PRSI) is a research initiative that can help document and support the Puerto Ricans' vital economic, intellectual, and cultural contributions to Connecticut and provide research-based support for the development of public policies addressing the needs of Puerto Ricans in the State of Connecticut.

This initiative is part of a collaboration between El Instituto (CLAS, UConn Storrs), the Puerto Rican and Latin@ Studies Project (School of Social Work, UConn Hartford), and the Hispanic Health Council.

El Instituto: Institute of Latina/o,
Caribbean and Latin American Studies
College of Liberal Arts and Sciences
University of Connecticut
Ryan Building
2nd floor 2006 Hillside Road, Unit 1161
Storrs, Connecticut 06269-1161